





CLIMATE



2023 HEATING APPLIANCES



ABOUT US

LEADER INNOVATION



PROFESSION

Professional heater & cooler manufacturer

TECHNOLOGY

Strong R&D team

INNOVATION

Never stop innovation



HEATING AND COOLING THE WORLD

We operate with principles of strong customer focus and continual improvement.

Leader Innovation > Climate treat develop new value for customer as own life. Not only product, but also service, solution of purchasing, business models, even culture innovation. Climate Established in 2022. Focus on DIY range. Specializes in Heating & Cooling, Lighting and some electrical materials. Turnover is 30 million USD in 2022.

Heater & Cooler Manufacture Group > As Top heating & cooling supplier in Ningbo area, Climate manufacture and export all kinds of heaters and coolers to the world, especially Europe.

Climate Advantages > Whole heating & cooling range for one stop purchasing service. Quality control: Complete certificates approval, CE/GS/SAA/ETL/RoHS/REACH. Own two INTERTEK satellite laboratories. A professional QC team, trained in Germany every year.

CONTENTS

P5 FAN HEATER

P6 PTC HEATER

P30 BATHROOM HEATER

P33 CONVECTOR HEATER

P38 PANEL HEATER

P45 OIL-FILLED RADIATOR HEATER

P49 QUARTZ HEATER

P51 CARBON FIBER HEATER

P53 FIREPLACE HEATER

P57 OUTDOOR HEATER

P65 INDUSTRIAL FAN HEATER

HFN-107A/HFN-107

- 2 power setting:1000/2000W
- Adjustable thermostat
- Overheating protector
- Thermal cut-out
- With power indicating light
- Tip-Off Switch for selection
- Water proof: IP21
- With oscillation function(only for HFN-107)



FH108A/FH108

- 4 settings: off/fan/low/high
- 2 heat settings: 1000/2000W
- Adjustable thermostat
- Overheating protection
- Safety fuse inside
- Power indicator light
- Portable with handle
- Water proof: IP21
- With tip-off switch
- With oscillation function(only for FH108)



FH230/FH230T/FH230A

- 2 heat settings: 1000/2000W
- 2 speeds fan setting, max power:55W
- Fan speed around 5m
- Thermalcutout safety protection
- Themal fuse protection
- Indicatorlight
- Adiustable thermostat
- With Handle(leather)
- Tip over switch (Option FH230T)
- 75°oscillation(Without Osc. FH230A)



FH230L/FH230W/FH230R

- 2 heat settings: 1000/2000W
- 4 speeds fan setting max power :55W
- 24h timer
- LED Display
- 75°Oscillation
- Tip over switch
- Touch button control
- With Handle(leather)
- Fan speed around 5m
- Themal fuse protection
- Temprature setting(10-35°C)
- Thermal cutout safety protection
- Colorful powerindicator(Blue,Red,Green)
- WIFI Optional(FH230W)
- Remote Control option(FH230R)



FAN HEATER

Model	Power	G.W./N.W.(kg)	Gift box(mm)	Export carton(mm)	PCS/20	PCS/40	PCS/40HQ
HFN-107A	1000/2000W	1.2/1.0	213x181x260	558x223x535	2506	5010	6078
HFN-107	1000/2000W	1.5/1.3	213x185x298	570x223x610	2160	4320	5250
FH108A	1000/2000W	1.12/1.0	230x125x250	390x240x515	3492	6990	8334
FH108	1000/2000W	1.45/1.3	233x125x292	390x243x594	2982	6072	7242
FH230/FH230T/FH230A	1000/2000W	1.65/1.5	284x227x354	585x470x373	1012	2220	2612
FH230L/FH230W/FH230R	1000/2000W	1.65/1.5	284x227x354	585x470x373	1012	2220	2612

FAN HEATER

- 2 heat settings 1000/2000W
- Cool/Warm/Hot wind for selection
- Adjustable thermostat
- Overheat protection
- Power Indicator Light
- Tip over switch for optional
- With oscillation function(only for FH19C & FH19D)

Only for FH19D

- With LED
- Timer control
- Temperature control
- Automatic Control Temperature
- With remote control for optional



FH19A/B

FH19C

FH19D

- 4 settings off/fan/low/high
- 2 heat settings 1000/2000W
- Adjustable thermostat
- Overheat protection
- Safety fuse inside
- Power indicator light
- Portable with handle
- Tip over switch for optional

Only for FH224LY

- ECP mpde
- LED display
- 24 hours timer
- Temperature setting (15-35 degree)



FH224Y-S

FH224Z-S

FH224LY

FH18

- 2 heating powers:1000/2000W
- Cool/Warm/hot wind for selection
- Adjustable thermostat
- Overheat protection
- Single thermal cut-out
- Tip-over switch for option



HFN-15

- 2 heat power setting: 1000/2000W
- Integral carry hand
- Power indicator light
- Adjustable thermostat
- With overheating protection
- Cool/warm/hot wind for selection



FAN HEATER

Model	Power	G.W./N.W.(kg)	Gift box(mm)	Export carton(mm)	PCS/20	PCS/40	PCS/40HQ
FH19A/B	1000/2000W	1.3/1.0	225x160x280	500x235x580	2460	5010	6000
FH19C	1000/2000W	1.5/1.3	225x160x295	500x235x610	2310	4740	5640
FH19D	1000/2000W	1.6/1.4	225x160x295	500x235x610	2310	4740	5640
FH224Y-S	1000/2000W	1.31/1.2	220x164x277	507x230x570	2346	5142	6048
FH224Z-S	1000/2000W	1.31/1.2	220x164x277	507x230x570	2346	5142	6048
FH224LY	1000/2000W	1.46/1.3	220x164x286	507x230x587	2274	4992	5868
FH18	1000/2000W	1.05/0.9	197x140x263	430x140x263	3480	7200	8400
HFN-15	1000/2000W	1.2/1.0	265x125x265	390x270x540	2940	6120	7140



HFN-2011/HFN-2011Y

- 2 heat power setting: 1000/2000W
- Thermal cut-out
- Adjustable thermostat
- Tip-over switch for option
- With power indicating light
- With overheating protection
- Oscillation function for option (only for HFN-2011Y)



HFN-2001/HFN-03

- 2 heat power setting: 1000/2000W
- Safety tip-over switch
- Adjustable thermostat
- With overheating protection
- Cool/warm/hot wind for selection
- Single thermal cut-out/Double thermal cut-out



HFN-2002/HFN-04

- 2 heat power setting: 1000/2000W
- Safety tip-over switch
- Adjustable thermostat
- With overheating protection
- Cool/warm/hot wind for selection
- Single thermal cut-out/Double thermal cut-out



HFN-2003/HFN-06

- 2 heat power setting: 1000/2000W
- Adjustable thermostat
- With overheating protection
- Cool/warm/hot wind for selection
- Single thermal cut-out/Double thermal cut-out



HFN-2007T/HFN-201

- 2 heat power setting: 1000/2000W
- 24 hours timer
- Thermal out-out
- Adjustable thermostat
- Tip-over switch for option
- With overheating protection
- Cool/warm/hot wind for selection

FAN HEATER

Model	Power	G.W./N.W.(kg)	Gift box(mm)	Export carton(mm)	PCS/20	PCS/40	PCS/40HQ
HFN-2011	1000/2000W	1.2/1.0	220x175x275	550x235x575	2250	4650	5430
HFN-2011Y	1000/2000W	1.5/1.2	220x185x297	570x230x630	2100	4200	4920
HFN-2001/HFN-03	1000/2000W	1.05/0.85	220x135x265	450x280x540	3280	6800	8000
HFN-2002/HFN-04	1000/2000W	1.1/0.9	230x140x270	570x235x550	3000	6280	7360
HFN-2003/HFN-06	1000/2000W	1.3/1.13	250x150x250	380x260x515	3210	6720	7890
HFN-2007T/HFN-201	1000/2000W	1.3/1.1	220x140x290	570x230x595	2800	5920	6880



PTC HEATER



HPC-F2012YL

- 2 power settings: 1000/2000W
- 3 mode settings: fan/low/high
- LED display and touch button
- Electronic thermostat, temperature setting 10-49°C
- With 24h timer
- Oscillation function
- Overheat protection
- Tip-over safety switch
- With remote control
- Graphene heating element for option

Model	Power	G.W./N.W.(kg)	Gift box(mm)	Export carton(mm)	PCS/20	PCS/40	PCS/40HQ
HPC-F2012TL	1000/2000W	2.0/1.7	210x210x495	665x445x520	1050	2220	2610

PTC
HEATER

PTC-MH001

- Power: 500W and normal fan
- Mini Ceramic Space Heater Easy to carry
- Model Color: black for optional
- PTC heating element
- Overheating protection
- LED display
- Can set temperature 15-35°C
- 24 hour timing
- Key switch
- Power indicator light
- Safety tip-over switch
- V2 grade flame retardant shell(PP)
- With remote control for option



Model	Power	G.W./N.W.(kg)	Gift box(mm)	Export carton(mm)	PCS/20	PCS/40	PCS/40HQ
PTC-MH001	500W	0.6/0.42	126x130x208	400x262x431	7260	15000	17940

PTC-1902

- Power: 500W and normal fan
- Mini Ceramic Space Heater Easy to carry
- Model Color: black for optional
- PTC heating element
- Overheating protection
- LED display
- Can set temperature 15-35°C
- 24 hour timing
- 3D simulation of fireplace flame
- Key switch
- Power indicator light
- Safety tip-over switch
- V2 grade flame retardant shell(ABS)
- With remote control for option



PTC-MH002

- Power: 300/350W and normal fan
- Model Color: black for optional
- PTC heating element
- Overheating protection
- LED display
- Can set temperature 15-35°C
- 24 hour timing
- 3D simulation of fireplace flame
- Key switch
- Power indicator light
- Safety tip-over switch
- V2 grade flame retardant shell(ABS)
- With remote control for option



KLW-019A1

- Plug heater
- Power:600W
- 12 hours timer
- With LED display
- Frees up floor space
- With overheating protection
- Efficient PTC ceramic heating element
- Can set temperature 15-32°C
- Plug directly into wall,can be rotated 90 degrees and 180 degrees



KLW-007D(1)/KLW-007E1/KLW-029

- Plug heater
- Power:400W
- With LED display
- Frees up floor space
- 12 hour timer function
- With overheating protection
- Efficient PTC ceramic heating element
- Can set temperature 15-32°C
- Plug directly into wall,can be rotated 90 degrees and 180 degrees

- Only for KLW-029
- Power:500W
- With remote control for option



PTC HEATER

Model	Power	G.W./N.W.(kg)	Gift box(mm)	Export carton(mm)	PCS/20	PCS/40	PCS/40HQ
PTC-1902	500W	0.7/0.53	134x144x213	442x278x441	6060	12480	14940
PTC-MH002	300/350W	0.65/0.5	125x123x230	385x256x475	6910	14500	17310
KLW-019A1	600W	0.5/0.4	139x113x140	580x245x445	10560	22080	25800
KLW-007D(1)	400W	0.5/0.4	125x95x172	600x265x365	11520	24000	28080
KLW-007E1	400W	0.5/0.4	118x90x182	560x250x385	12480	25920	30240
KLW-029	500W	0.5/0.4	108x100x185	525x220x575	10080	21000	24600

PTC HEATER

KLW-078

- Power: 400/800/1200W
- 3 LED lights, 7 color atmosphere lights
- Overheat protection
- The product has a filter element, the filter element contains nano -silver, which can sterilize and inhibit bacteria
- The filter element contains activated carbon, which can remove formaldehyde and odor



FS-207BL

- Rated power:800/1500W
- Ceramicheatelement,high thermalefficiency
- Thermostat control
- Fan/warm/hot wind for selection
- Overheatprotection
- Safety tip-over switch
- 12 hours timer
- With Ultrasonic Humidifier
- 150mL water tank



PTC-SH008ML/PTC-SH008RL

- Power: 900/1500W and normal fan Only for PTC-SH008RL
- PTC heating element
- Overheating protection
- Adjustable thermostat
- Power indicator light
- Safety tip-over swtich
- V2 grade flame retardant shell(PP)
- Can set temperature
- 24hour timer



PTC-SH009/PTC-SH009R

- Power: 900/1500W and normal fan Only for PTC-SH009R
- PTC heating element
- Overheating protection
- Adjustable thermostat
- Power indicator light
- Safety tip-over swtich
- V2 grade flame retardant shell(PP)
- Can set temperature
- 24hour timer



PTC HEATER

Model	Power	G.W./N.W.(kg)	Gift box(mm)	Export carton(mm)	PCS/20	PCS/40	PCS/40HQ
KLW-078	400/800/1200W	1.0/0.85	168x147x202	525x309x424	4884	10140	11880
FS-207BL	800/1500W	1.2/1.1	150x120x210	315x255x440	/	12960	15360
PTC-SH008ML	900/1500W	1.25/1.05	184x184x250	378x378x515	3000	6160	7320
PTC-SH008RL	1000W	1.0/0.8	184x184x245	378x378x505	3040	6280	7520
PTC-SH009	900/1500W	1.2/1.15	190x150x252	390x310x519	3520	7200	8600
PTC-SH009R	900/1500W	1.16/0.96	190x150x245	390x310x505	3600	7400	8840



PTC HEATER

- Adjustable thermostat
- Safety tip-over switch
- Safety thermal fuse built in
- With overheating protection
- Automatic control temperature
- Cool and warm wind option, high heating efficiency
- Oscillating function (Only for HPC-D1507YL)



HPC-D1507L

HPC-D1507L-1

HPC-D1507YL

HPC-D1815YL

- 2 power settings: 900/1800W
- 3 mode settings: fan/low/high
- LED display and touch button
- Electronic thermostat
- Oscillation function
- Overheat protection
- Tip-over safety switch
- Power indicator light
- Graphene heating element for option



PTC-SH01

- 2 power settings: 750/1500W and normal fan
- PTC heating element
- Power indicator light
- Adjustable thermostat
- Overheat protection
- Tip-over safety switch
- Color: black and white for option



PTC-SH002

- 2 power settings: 750/1500W and normal fan
- PTC heating element
- Power indicator light
- Adjustable thermostat
- Overheat protection
- Tip-over safety switch
- Color: black and white for option



PTC HEATER

Model	Power	G.W./N.W.(kg)	Gift box(mm)	Export carton(mm)	PCS/20	PCS/40	PCS/40HQ
HPC-D1507L	750/1500W	1.0/0.8	180x100x225	525x195x470	5600	11900	14000
HPC-D1507L-1	1500W	1.0/0.8	180x100x225	525x195x470	5600	11900	14000
HPC-D1507YL	1500W	1.0/0.8	180x100x240	525x195x500	5200	10400	12400
HPC-D1815YL	900/1800W	1.15/1.03	170x155x228	360x330x475	3690	8160	9600
PTC-SH01	750/1500W	1.1/1.15	188x142x240	386x294x495	3770	8000	9600
PTC-SH002	750/1500W	1.3/1.1	188x142x240	386x294x495	4160	8640	10200



PTC HEATER

PTC915-L/PTC915-H

- 2 heating settings
- Overheating protection
- Adjustable thermostat
- Power indicator light
- Tip over switch



TG200-B7

- Rated power:1400/2000W
- Ceramic heat element, high thermal efficiency
- Thermostat control
- Fan/warm/hot wind for selection
- Automatic overheat protection



KPT-150 0593R

- 2 heating powers:750/1500W
- 7 hours timer
- Safety tip-over switch
- Adjustable thermostat
- With overheating protection
- Fan/warm/hot wind for selection
- Ceramic heat element,high thermal efficiency



PTC
HEATER

KPT-150 0594/KPT-150 0594B

- Rated power:800/1500W
- Ceramic heat element.
- Thermostat control
- Fan/warm/hot wind for selection
- Automatic overheat protection
- Safety tip-over switch
- Widespread oscillation(Only for KPT-150 0594B)



Model	Power	G.W./N.W.(kg)	Gift box(mm)	Export carton(mm)	PCS/20	PCS/40	PCS/40HQ
PTC915-L	750/1500W	1.5/1.36	228x158x245	489x238x505	2700	5814	6840
PTC915-H	900/1800W	1.5/1.36	228x158x245	489x238x505	2700	5814	6840
TG200-B7	1400/2000W	1.5/1.4	250x142x252	520x450x270	/	5280	6336
KPT-150 0593R	750/1500W	1.6/1.4	170x165x255	355x345x530	3280	6800	8200
KPT-150 0594/ KPT-150 0594B	800/1500W	1.5/1.2	205x170x250	535x220x525	2640	5520	6510



PTC HEATER

HPC-D1504L/HPC-D1504YL HPC-D1505L/HPC-D1505YL

- 2 heating powers:750/1500W
- Adjustable thermostat
- Tip-over switch for option
- With overheating protection
- Cool and warm wind option,high heating efficiency
- Oscillation function for option(Only for YL)
- With LED display(Only for HPC-D1505L/HPC-D1505YL)



HPC-D1511L/HPC-D1511YL

- 2 heating powers:750/1500W
- Adjustable thermostat
- Tip-over switch for option
- Safety thermal fuse built in
- With overheating protection
- Automatic control temperature
- Cool and warm wind option, high heating efficiency
- Oscillating function (Only for HPC-D1511YL)



HPC-D1503/HPC-D1503-1

- 2 heating powers:750/1500W(HPC-D1503)
1000/2000W(HPC-D1503-1)
- Safety tip-over switch
- Adjustable thermostat
- With overheating protection
- Automatic control temperature
- Cool and warm wind option, high heating efficiency



HPC-D1512L/HPC-D1512YL HPC-D1513L/HPC-D1513YL

- 2 power settings: 750/1500W
- 3 mode settings: fan/low/high
- Electronic thermostat
- Overheat protection
- Tip-over safety switch
- Power indicator light
- With handle (Only for HPC-D1513L & HPC-D1513YL)
- Oscillation function (Only for HPC-D1512YL & HPC-D1513YL)
- Graphene heating element for option



PTC HEATER

Model	Power	G.W./N.W.(kg)	Gift box(mm)	Export carton(mm)	PCS/20	PCS/40	PCS/40HQ
HPC-D1504L/HPC-D1504YL/ HPC-D1505L/HPC-D1505YL	750/1500W	1.4/1.28	165x155x250	345x325x515	3840	7600	9600
HPC-D1511L	750/1500W	0.93/0.84	160x130x235	670x170x490	5140	10550	11890
HPC-D1511YL	750/1500W	1.1/0.9	170x137x255	705x180x530	4100	8200	10000
HPC-D1503	750/1500W	1.58/1.3	196x181x255	410x380x520	2880	5440	6600
HPC-D1503-1	1000/2000W	1.58/1.3	196x181x255	410x380x520	2880	5440	6600
HPC-D1512L/HPC-D1512YL/ HPC-D1513L/HPC-D1513YL	750/1500W	1.4/1.2	165x155x258	345x325x535	3720	7720	9040



PTC HEATER

HPC-D1502L/HPC-D1502YL

- 2 heating powers:750/1500W
- Adjustable thermostat
- Tip-over switch for option
- Safety PTC heating element
- With overheating protection
- Cool/warm/hot wind for selection
- Oscillation function for option (Only HPC-D1502Y)



HPC-D1501/HPC-D1501Y

- 2 heating powers:750/1500W
- Adjustable thermostat
- Tip-over switch for option
- Safety PTC heating element
- With overheating protection
- Cool/warm/hot wind for selection
- Oscillation function for option (Only HPC-D1501Y)



YH680

- 2 power settings: 500/800W
- 3 mode settings: heater/cooler/humidify
- Humidify function with timer (5h persistent humidify/8h intermittent humidify)
- Electronic thermostat
- Oscillation function
- Overheat protection
- Tip-over safety switch
- With handle
- Graphene heating element for option



PTC924-L/PTC924L-L(IP21)

- 2 heating powers: 750/1500W or 900/1800W
 - Safety fuse inside
 - Power indicator light
 - Adjustable thermostat
 - With overheating protection
 - 4 settings Off/Fan/Low/High
 - Portable with handle
 - Wide angle oscillation
 - Safety tip-over switch
- Only for PTC924L-L
- 24 hours timer
 - With LED display



Model	Power	G.W./N.W.(kg)	Gift box(mm)	Export carton(mm)	PCS/20	PCS/40	PCS/40HQ
HPC-D1502L	750/1500W	1.46/1.23	190x160x242	500x205x500	3168	6894	7770
HPC-D1502YL	750/1500W	1.46/1.63	190x160x256	500x205x525	3168	6894	7770
HPC-D1501	750/1500W	2.0/1.6	190x160x285	500x205x585	2790	5790	6780
HPC-D1501Y	750/1500W	2.2/1.8	190x160x300	500x205x615	2670	5520	6480
YH680	500/800W	1.24/1.1	158x151x272	330x320x560	3800	7840	9200
PTC924-L/PTC924L-L	750/1500W or 900/1800W	1.85/1.65	198x155x296	480x208x607	2574	5640	6630



PTC HEATER

KPT-150 0592/KPT-150 0592L

- 2 heating powers:800/1500W
 - Thermostat control
 - Safety tip-over switch
 - Windspread oscillation
 - Automatic overheat protection
 - Fan/warm/hot wind for selection
 - Ceramic heat element.
- Only for KPT-150 0592L
 - With LED display
 - 12 hours timer



PTC-910B/PTC-910BE

- ECO function
- 12h timer
- Temperature setting function
- Overheating protection
- Power indicator light
- Oscillation function
- With tip-over switch
- IP21



PTC-1709/PTC-1709Y

- Max power: 1500W
 - 2 heating selections
 - PTC ceramic heating element
 - With carrying handle
 - With oscillating function
 - Overheating protection
 - Tip-over safety switch
 - Switch control
- Only for PTC-1709Y
 - 0-12 hours timer
 - Touch button
 - Remote control
 - 30s automatic delay shutdown



HPC-D1509YL/HPC-D1510YL

- 2 heating powers:750/1500W
- With LED display
- With oscillation function
- Adjustable thermostat
- Safety thermal fuse built in
- With overheating protection
- Automatic control temperature
- Cool and warm wind option,high heating efficiency



More colors for option
● Black

HPC-D1510YL



Model	Power	G.W./N.W.(kg)	Gift box(mm)	Export carton(mm)	PCS/20	PCS/40	PCS/40HQ
KPT-150 0592/ KPT-150 0592L	800/1500W	1.5/1.3	155x155x305	480x325x325	3300	6750	7920
PTC-910B	750/1500W	2.1/1.9	262x150x316	465x277x647	1980	4140	4860
PTC-910BE	900W/1800W	2.1/1.9	262x150x316	465x277x647	1980	4140	4860
PTC-1709/PTC-1709Y	1500W	1.7/1.3	180x145x305	605x380x317	2840	6144	7240
HPC-D1509YL/HPC-D1510YL	750/1500W	1.65/1.5	165x155x308	345x325x635	3040	6400	7200



PTC HEATER

HPT-2020R/HPT-2021R

- Safety PTC ceramic heating element
- 2 heating power: 1000/2000W
- Modes: Fan/low heating/high heating
- Temperature setting: 18-35°C
- Overheating Protection
- With tip over safety switch
- 24 hours timer
- Touch screen control
- With LED display
- Easier life with remote control



BHN1903R

- 2 heating power: 750W/1500W
- Speed Control: Cool/Low/High
- Turbine air duct & bladeless
- Tip over protection
- Easy clean and low Noise
- Great safety for Kids
- Chassis stable & durable
- Remote control for easy operation
- Over heating protection
- LED display
- Oscillation function



HPC-F2002YL/HPC-F2003YL

- 2 heating powers:1000/2000W
 - Oscillation function
 - Adjustable thermostat
 - Tip-over switch for option
 - With overheating protection
 - Cool and warm wind option,high heating efficiency
- Only for HPC-F2003YL
- LED display
 - With remote control



KPT-2000 5155/KPT-2000 5155L

- 2 heating powers:1000/2000W
 - With oscillation
 - Adjustable thermostat
 - Tip-over switch for option
 - With overheating protection
 - Safety PTC heating element
 - Cool/warm/hot wind for selection
- Only for HPC-2000 5155L
- With remote control
 - 8 hours timer
 - With LED display



PTC
HEATER

Model	Power	G.W./N.W.(kg)	Gift box(mm)	Export carton(mm)	PCS/20	PCS/40	PCS/40HQ
HPT-2020R/HPT-2021R	1000/2000W	1.7/1.3	310x160x330	/	1700	3550	4150
BHN1903R	750/1500W	2.6/2.2	220x220x413	220x220x413	1400	2900	3400
HPC-F2002YL/HPC-F2003YL	1000/2000W	2.22/2.02	185x165x425	515x385x440	1680	3360	4300
KPT-2000 5155/ KPT-2000 5155L	1000/2000W	2.1/1.9	205x162x445	425x335x470	1612	3360	3960

PTC HEATER

BL-K15-J/BL-K15-D

- PTC heating element
 - 2 heating settings: 1300/2000W
 - Quick heating up
 - Safety overheat protection
 - Tip-over protection
 - Power cord storage
 - Oscillating function
- Only for BL-K15-D
 - 12H timer
 - Remote control
 - Touch screen



BL-K16-J/BL-K16-D

- PTC heating element
 - 2 heating settings: 1300/2000W
 - Quick heating up
 - Tip-over protection
 - Safety overheat protection
 - Power cord storage
 - Oscillating function
- Only for BL-K16-D
 - 12H timer
 - Remote control
 - Touch screen



KPT-2000 5180/KPT-2000 5180L

- 2 heating powers:1000/2000W
 - Thermostat control
 - Widespread oscillation
 - Safety tip-over switch
 - Automatic overheat protection
 - Fan/warm/hot wind for selection
 - Ceramic heat element, high thermal efficiency
- Only for KPT-2000 5179L
 - 12 hours timer
 - With remote control
 - Digital thermostat control
 - LED display



KPT-2000 5178S/KPT-2000 5178SL

- 2 heating powers:1000/2000W
 - Thermostat control
 - Widespread oscillation
 - Safety tip-over switch
 - Movable head up and down
 - Automatic overheat protection
 - Fan/warm/hot wind for selection
 - Ceramic heat element, high thermal efficiency
- Only for KPT-2000 5178SL
 - 12 hours timer
 - With remote control
 - Digital thermostat control
 - LED display



PTC HEATER

Model	Power	G.W./N.W.(kg)	Gift box(mm)	Export carton(mm)	PCS/20	PCS/40	PCS/40HQ
BL-K15-J/BL-K15-D	1300/2000W	1.9/1.4	180x180x445	/	1900	4000	4372
BL-K16-J/BL-K16-D	1300/2000W	2.1/1.6	180x180x445	/	1900	4000	4372
KPT-2000 5180/ KPT-2000 518L	1000/2000W	/	/	/	/	/	/
KPT-2000 5178S/ KPT-2000 5178SL	1000/2000W	3.0/2.2	245x245x550	505x255x565	742	1566	1840

PTC HEATER

KPT-2000 5182/KPT-2000 5182L

- Rated power:1400/2000W
 - Ceramic heat element
 - Fan/warm/hot wind for selection
 - Thermostat control
 - Automatic overheat protection
 - Widespread oscillation
 - Safety tip-over switch
- Only for KPT-2000 5182L
 - With remote control
 - 0 to 12 hours timer setting
 - Digital thermostat control
 - LED display



KPT-2000 5185/KPT-2000 5185L

- Rated power:1400/2000W
 - Ceramic heat element
 - Fan/warm/hot wind for selection
 - Thermostat control
 - Automatic overheat protection
 - Widespread oscillation
 - Safety tip-over switch
 - With Lamp
- Only for KPT-2000 5185L
 - With remote control
 - 0 to 12 hours timer setting
 - Digital thermostat control
 - LED display



HP2002/HP2002R

- Safety PTC ceramic heating element
 - 2 heating power: fan/ 1000/2000W
 - Modes: Fan/low heating/high heating
 - Adjustable temperature control
 - Wide angle oscillating function
 - Overheating protection
 - With tip over safety switch
 - Leather handle,easy to carry
- Only for HP2002R
 - Modes: low heating/high heating/ECO
 - Temperature setting: 16-32°C
 - 24 hours timer
 - Touch screen control
 - With LED display



HP2003/HP2003R

- Safety PTC ceramic heating element
 - 2 heating power: fan/ 1000/2000W
 - Modes: Fan/low heating/high heating
 - Adjustable temperature control
 - Wide angle oscillating function
 - Overheating protection
 - With tip over safety switch
 - Leather handle,easy to carry
- Only for HP2003R
 - Modes: low heating/high heating/ECO
 - Temperature setting: 16-32°C
 - 24 hours timer
 - Touch screen control
 - With LED display



PTC HEATER

Model	Power	G.W./N.W.(kg)	Gift box(mm)	Export carton(mm)	PCS/20	PCS/40	PCS/40HQ
KPT-2000 5182	1400/2000W	2.1/1.8	155x155x570	475x325x585	1800	3798	4470
KPT-2000 5182L	1400/2000W	2.1/1.8	155x155x570	475x325x585	1800	3798	4470
KPT-2000 5185	1400/2000W	2.0/1.7	185x185x560	385x385x570	1280	2880	3120
KPT-2000 5185L	1400/2000W	2.0/1.7	185x185x560	385x385x570	1280	2880	3120
HP2002/HP2002R	1000/2000W	2.3/1.7	195x185x510	/	1467	3152	3696
HP2003/HP2003R	1000/2000W	2.6/2.0	195x185x710	/	1054	2264	2654



PTC HEATER

KPT-150 0596L(01)/KPT-150 0596L

- Power:1500W
- Safety PTC ceramic heating element
- Automatic wide oscillation radius
- Cool/warm/hot wind for selection
- 12h timer
- Overheat protection
- Safety tip-over switch
- LED display
- Temperature set



KPT-2000 5186L(01)/KPT-2000 5186L

- Power:2000W
- Safety PTC ceramic heating element
- Automatic wide oscillation radius
- Cool/warm/hot wind for selection
- Multifunction remote control
- 12h timer
- Overheat protection
- Safety tip-over switch
- LED display
- Temperature set



KPT-2000 5196/ KPT-2000 5196L(01)/KPT-2000 5196L

- Power:2200W
- Safety PTC ceramic heating element
- Automatic wide oscillation radius
- Cool/warm/hot wind for selection
- Overheat protection
- Safety tip-over switch
- Filter on the back

- Only for KPT-2000 5196L(01)/KPT-2000 5196L
- 12h timer
- LED display
- Temperature set
- Multifunction remote control



KPT-2000 5184/KPT-2000 5184L

- 2 power settings:1600W/2200W
- Ceramic heat element
- Thermostat control
- Fan/warm/hot wind for selection
- Automatic overheat protection
- With wheels for easy move
- Safety tip-over switch
- Only for KPT-2000 5184L/KPT-2000 5184L(01)
- LED display
- With 12h timer
- With remote control
- Digital thermostat control
- Electronic thermostat(Only for KPT-2000 5184L)
- Humidify and flamboyance for option
- HEPA filter and active carbon for option



PTC HEATER

Model	Power	G.W./N.W.(kg)	Gift box(mm)	Export carton(mm)	PCS/20	PCS/40	PCS/40HQ
KPT-150 0595L(01)	1500W	1.6/1.4	205x175x295	635x365x310	2250	4764	5598
KPT-150 0595L	1500W	1.6/1.4	205x175x295	635x365x310	2250	4764	5598
KPT-2000 5186L(01)	2000W	2.0/1.7	180x160x445	/	2110	4450	5230
KPT-2000 5186L	2000W	2.0/1.7	180x160x445	/	2110	4450	5230
KPT-2000 5196/ KPT-2000 5196L(01)/ KPT-2000 5196L	2200W	/	/	/	/	/	/
KPT-2000 5184/ KPT-2000 5184L/ KPT-2000 5184L(01)	1600/2200W	5.5/4.4	305x305x640	/	460	960	1130



PTC HEATER

KPT-2000 5168/KPT-2000 5168L

- 2 heating powers:1400/2000W
 - Thermostat control
 - Widespread oscillation
 - Safety tip-over switch
 - Automatic overheat protection
 - Fan/warm/hot wind for selection
 - Ceramic heat element, high thermal efficiency
- Only for KPT-2000 5168L
 - 8 hours timer
 - With remote control
 - Digital thermostat control
 - LED display



KPT-2000 5169/KPT-2000 5169L

- 2 heating powers:1400/2000W
 - Thermostat control
 - Widespread oscillation
 - Safety tip-over switch
 - Automatic overheat protection
 - Fan/warm/hot wind for selection
 - Ceramic heat element, high thermal efficiency
- Only for KPT-2000 5169L
 - 7 hours timer
 - With remote control
 - Digital thermostat control



HPC-F2006YL/HPC-F2007YL

- Cool and warm wind option, high heating efficiency
 - 2 heating powers:1700/2400W
 - Adjustable thermostat
 - Safety tip-over switch
 - Overheat protection
 - 90° angle oscillating wind
 - Adjustable thermostat
- Only for HPC-F2007YL
 - Remote control
 - LED display
 - Finger touch
 - 24hours timer



PTC
HEATER

KPT-2000 5157+KPT-2000 5157L

- 2 heating powers:1000/2000W
 - Safety tip-over switch
 - Widespread oscillation
 - Adjustable thermostat
 - With overheating protection
 - Fan/warm/hot wind for selection
 - Ceramic heat element,high thermal efficiency
- Only for KPT-2000 5157L
 - 12 hours timer
 - With remote control



Model	Power	G.W./N.W.(kg)	Gift box(mm)	Export carton(mm)	PCS/20	PCS/40	PCS/40HQ
KPT-2000 5168/KPT-2000 5168L	1400/2000W	1.6/1.4	210x170x540	435x355x560	1252	2672	3064
KPT-2000 5169/KPT-2000 5169L	1400/2000W	1.5/1.3	185x185x575	570x385x595	1242	2616	3060
HPC-F2006YL/HPC-F2007YL	1700/2400W	2.7/2.5	185x165x585	/	1550	3200	3750
KPT-2000 5157/KPT-2000 5157L	1000/2000W	2.55/2.35	225x225x600	465x465x620	804	1800	2000



KPT-2000 5157H/KPT-2000 5157HL

- 2 heating powers:1200/2200W
- Safety tip-over switch
- Widespread oscillation
- Adjustable thermostat
- With overheating protection
- Fan/warm/hot wind for selection
- Ceramic heat element,high thermal efficiency

- Only for KPT-2000 5157L
- 12 hours timer
 - With remote control



PTC-2018/PTC-2018Y

- 2 power settings: 1000/2000W
- PTC ceramic heating element
- Oscillating function
- Overheating Protection
- Tip-over safety switch
- Switch control (Only for PTC-2018)

- Only for PTC-2018Y/PTC-2018Y-21
- With 9h timer
 - Touch button
 - Remote control



PTC-2280Y

- 2 power settings: 1000/2000W
- PTC ceramic heating element
- Tip-over safety switch
- Touch button
- Remote control
- Can adjust the temperature 22°C-25°C-28°C
- With 15h timer
- Oscillation function
- Overheat protection



KPT-2000 5178SL/KPT-2000 5178L

- 2 power settings: 1100/2200W
 - Oscillation function
 - Overheat protection
 - Tip-over safety switch
 - Moveable head up and down
- Only for KPT-2000 5178L
- LED display
 - With 12h timer
 - With remote control



PTC HEATER

Model	Power	G.W./N.W.(kg)	Gift box(mm)	Export carton(mm)	PCS/20	PCS/40	PCS/40HQ
KPT-2000 5157H/KPT-2000 5157HL	1200/2200W	3.6/3.0	250x250x740	465x465x620	580	1242	1386
PTC-2018/PTC-2018Y/ PTC-2018Y-21	1000/2000W	4.7/3.8	200x165x640	/	1275	2695	3170
PTC-2280Y	1000/2000W	3.15/2.7	210x170x635	/	1160	2480	2900
KPT-2000 5178SL/KPT-2000 5178L	1100/2200W	3.6/3.2	245x245x755	505x255x770	548	1160	1364



PTC HEATER

KPT-2000 5179/KPT-2000 5179L

- 2 heating powers:1000/2000W
- Thermostat control
- Widespread oscillation
- Safety tip-over switch
- Automatic overheat protection
- Fan/warm/hot wind for selection
- Ceramic heat element, high thermal efficiency
- Only for KPT-2000 5179L
- 12 hours timer
- With remote control
- Digital thermostat control
- LED display



KPT-2000 5171L

- 2 heating powers:1200/2200W
- Digital thermostat control
- Widespread oscillation
- Safety tip-over switch
- With ultrasonic humidifier
- With overheating protection
- Fan/warm/hot wind for selection
- Ceramic heat element,high thermal efficiency
- 1L water tank
- 12 hours timer
- With LED display
- With remote control



KPT-2000 5172(01)L/KPT-2000 5172(02)L

- 2 heating power: 1200/2200W
- Widespread oscillation
- Safety tip-over switch
- With ultrasonic humidifier
- Automatic overheat protection
- Fan/warm/hot wind for selection
- Digital thermostat and LED display
- Ceramic heat element, high thermal efficiency
- 1L water tank
- 12 hours timer
- With remote control



KPT-2000 5163L

- 2 heating powers:1100/2200W
- Widespread oscillation
- With overheating protection
- Fan/warm/hot wind for selection
- Ceramic heat element,high thermal efficiency
- 8 hours timer
- With LED display
- With remote control
- Safety tip-over switch



PTC
HEATER

Model	Power	G.W./N.W.(kg)	Gift box(mm)	Export carton(mm)	PCS/20	PCS/40	PCS/40HQ
KPT-2000 5179/KPT-2000 5179L	1000/2000W	2.2/1.7	195x195x605	405x405x625	1080	2280	2680
KPT-2000 5171L	1200/2200W	4.3/3.3	780x200x265	/	650	1375	1620
KPT-2000 5172(01)L/ KPT-2000 5172(02)L	1200/2200W	4.3/3.4	785x232x275	/	535	1200	1320
KPT-2000 5163L	1100/2200W	5.2/4.2	255x255x790	/	525	1200	1350




BL-228LNR

- 3 mode settings: heater/cooler/humidify (heating 2000W, cooler 80W)
- 3 speed settings: low/mid/high
- Cooler and heater functions
- Honeycomb cooling pad
- 120 degrees auto swing
- LED display
- With 7h timer
- With ice boxes
- With remote control



TF-12

- 2 in 1 DC fan
- Fan: 20W; Heater: 1200W
- Cooler and heater functions
- With air purification function
- With LED light, adjustable in 3 gears
- 60/90/120 degree rotation angles operation
- 6 heater speed settings and 12 cooler speed settings
- With 24h timer
- With remote control
- Noise level: 34-64db



PTC-2075L

- 2 heat settings:1400/2000W
- 8 hours timer
- Overheat protection
- Safety tip-over switch
- Safety thermal cut-out
- PTC Ceramic heating element
- Adjustable thermostat control
- Automatic oscillation function
- LED display room temperature
- Manual and remote control available
- Electronic adjustable thermostat control



PTC-2202LA

- 2 heat settings:1500/2200W
- 8 hours timer
- Overheat protection
- Safety tip-over switch
- Safety thermal cut-out
- PTC Ceramic heating element
- LED display room temperature
- Adjustable thermostat control
- Automatic oscillation function
- Manual and remote control available
- Electronic adjustable thermostat control



PTC HEATER

Model	Power	G.W./N.W.(kg)	Gift box(mm)	Export carton(mm)	PCS/20	PCS/40	PCS/40HQ
BL-228LNR	80/2000W	6.2/5.5	330x305x675	/	370	810	960
TF-12	20/1200W	7.8/6.8	390x390x450	/	432	890	990
PTC-2075L	1400/2000W	/	218x207x663	640x450x683	852	1764	2100
PTC-2202LA	1500/2200W	/	790x250x310	810x525x330	398	826	968



PTC HEATER

PTC-2071/PTC-2071L

- 2 heat settings:1000/2000W
 - Overheat protection
 - Safety tip-over switch
 - Safety thermal cut-out
 - PTC Ceramic heating element
 - Adjustable thermostat control
 - Automatic oscillation function
- Only for PTC-2071L
 - 8 hours timer
 - Manual and remote control available
 - LED display room temperature
 - Electronic adjustable thermostat control



HPC-F2014YL

- 2 speed setting:1000/2000W
- LED display
- Touch screen
- Safety PTC ceramic heating element
- Temperature setting 10-49°C
- 1- 24 hours timer setting
- Overheating protection
- Oscillating function
- Safety tip-over switch
- Remote control
- With fire place image



HPC-F2409YL

- 2 heating powers:1750/2400W
 - Safety PTC ceramic heating element
 - With adjustable thermostat
 - Overheating protection
 - Non-visual oscillating function
 - Safety tip-over switch
 - With fire place image
- LED display
 - Touch screen
 - 24 hours timer
 - Remote control
 - With child lock function



PTC
HEATER

HPC-F2010YL

- 2 power settings: 1000/2000W
 - LED display
 - Touch button
 - With 24h timer
 - With fireplace effect
 - Oscillation function
 - Electronic thermostat, temperature setting 10-49°C
- Overheat protection
 - With remote control
 - Tip-over safety switch



Model	Power	G.W./N.W.(kg)	Gift box(mm)	Export carton(mm)	PCS/20	PCS/40	PCS/40HQ
PTC-2071/PTC-2071L	1000/2000W	/	897x202x180	915x425x385	748	1548	1816
HPC-F2014YL	1000/2000W	3.3/2.8	185x190x815	/	950	2000	2300
HPC-F2409YL	1750/2400W	3.5/3.0	185x160x815	/	1154	2367	2385
HPC-F2010YL	1000/2000W	3.6/3.1	185x185x890	/	942	1933	2179



HPC-F2013YL

- 2 speed setting:1000/2000W
- LED display
- Touch screen
- Safety PTC ceramic heating element
- Temperature setting 10-49°C
- With 24h timer
- Overheating protection
- Oscillating function
- Safety tip-over switch
- Remote control
- With fire place image



KPT-2000B 4508L

- 2 power settings:1000/2000W
- Ceramic heat element, high thermal efficiency
- Fan/warm/hot wind for selection.
- Automatic overheat protection
- With remote control
- 0to 12 hours timer setting
- Adjustable thermostat
- With LED display



ZPT-2000B 5008L-ERP

- 2 heating powers:1000/2000W
- LED display
- 24 hours timer
- Remote control
- Weekly timer design
- Open window function
- Overheating protection
- Wall mounted sets included
- Fan/warm/hot wind for selection
- Safety PTC ceramic heating element



ZPT-2000B 5007L-ERP

- 2 heating powers:1000/2000W
- Week timer
- 24 hours timer
- Remote control
- With LED display
- Open window function
- Overheating Protection
- Wall mounted sets included
- Fan/warm/hot wind for selection
- Safety PTC ceramic heating element



PTC HEATER

Model	Power	G.W./N.W.(kg)	Gift box(mm)	Export carton(mm)	PCS/20	PCS/40	PCS/40HQ
HPC-F2013YL	1000/2000W	3.8/3.2	175x185x1005	/	875	1810	2125
KPT-2000B 4508L	1000/2000W	/	475x222x175	460x365x495	1300	2800	3200
ZPT-2000B 5008L-ERP	1000/2000W	2.2/2.0	550x148x195	570x465x405	1506	3180	3744
ZPT-2000B 5007L-EPR	1000/2000W	2.0/1.8	530x148x195	550x465x405	1506	3300	3876



PTC HEATER

KPT-2000B 4507L

- 2 heating powers:1000/2000W
- 12 hours timer
- With LED display
- With weekly timer
- With remote control
- Adjustable thermostat
- Automatic overheat protection
- Fan/warm/hot wind for selection
- Ceramic heat element, high thermal efficiency



KPT-2000B 5213L

- 2 heating powers:1200/2200W
- 12 hours timer
- With LED display
- With weekly timer
- With remote control
- Adjustable thermostat
- Automatic overheat protection
- Fan/warm/hot wind for selection
- Ceramic heat element, high thermal efficiency



BPT-2000B 5004L-ERP/BPT-2000B 5004BL-ERP

- 2 heating powers:1000/2000W
- LED display
- 24 hours timer
- With weekly timer
- One touch start
- Child lock function
- With remote control
- Window open function
- Fan/warm/hot wind for selection
- Safety PTC ceramic heating element
- With overheating protection
- Wall mounted sets included
- With angle oscillating louvres (Only for BPT-2000B 5004BL-ERP)



BPT-2000B 5005L-ERP/BPT-2000B 5005BL-ERP

- 2 heating powers:1000/2000W
- LED display
- 24 hours timer
- With weekly timer
- One touch start
- With remote control
- Child lock function
- Window open function
- With overheating protection
- Fan/warm/hot wind for selection
- Safety PTC ceramic heating element
- Wall mounted sets included
- With angle oscillating louvres (Only for BPT-2000B 5005BL-ERP)



PTC HEATER

Model	Power	G.W./N.W.(kg)	Gift box(mm)	Export carton(mm)	PCS/20	PCS/40	PCS/40HQ
KPT-2000B 4507L	1000/2000W	2.0/1.7	485x151x267	500x317x554	1228	2576	2912
KPT-2000B 5213L	1200/2200W	2.4/2.1	590x140x225	605x295x470	1284	2848	3196
BPT-2000B 5004L-ERP/ BPT-2000B 5004BL-ERP BPT-2000B 5005L-ERP/ BPT-2000B 5005BL-ERP	1000/2000W	2.8/2.4	530x153x230	540x325x475	1320	2760	3200

BPT-2000B 5003L-ERP

- 2 heating powers:1000/2000W
- 24 hours timer
- With LED display
- With remote control
- Wall mounted sets included
- With overheating protection
- Fan/warm/hot wind for selection
- Safety PTC ceramic heating element
- With weekly timer
- Open window function



BPT-2000B 5402L-ERP

- 2 heating powers: 1000/2000W
- 24 hours timer
- One touch start
- With LED display
- With remote control
- Wall mounted sets included
- With overheating protection
- Fan/warm/hot wind for selection
- Safety PTC ceramic heating element
- With weekly timer
- Open window function
- With angle oscillating louvres



BPT-2000B 5404L-ERP

- 2 heating powers: 1000/2000W
- 24 hours timer
- One touch start
- With LED display
- With remote control
- Wall mounted sets included
- With overheating protection
- With angle oscillating louvres
- Fan / warm / hot wind for selection
- Safety PTC ceramic heating element
- With weekly timer
- Open window function



More colors for option
● Black

BPT-2000B 5406L-ERP

- 2 power settings: 1000/2000W
- Fan/warm/hot wind for selection
- PTC ceramic heating element
- Electronic thermostat
- Wide angle oscillation louvres
- With 24h timer
- Weekly timer
- Glass surface
- LED display
- Wall-mounted
- One touch start
- With remote control
- Child lock function
- Overheat protection
- Window open function



PTC HEATER

Model	Power	G.W./N.W.(kg)	Gift box(mm)	Export carton(mm)	PCS/20	PCS/40	PCS/40HQ
BPT-2000B 5003L-ERP	1000/2000W	2.5/2.0	545x117x210	560x355x440	1784	3720	4680
BPT-2000B 5402L-ERP	1000/2000W	2.6/2.2	565x153x230	575x325x475	1240	2600	3040
BPT-2000B 5404L-ERP	1000/2000W	2.8/2.4	565x153x230	575x325x475	1240	2600	3040
HPC-2000B 5406L-ERP	1000/2000W	3.4/3.0	565x153x230	575x325x475	1240	2600	3040

PTC HEATER

BPT-2000B 5408L-ERP/BPT-2000B 5408BL-ERP

- 2 heating powers:1000/2000W
- LED display
- 24 hours timer
- With weekly timer
- One Week timer
- With remote control
- Window open function
- Wall mounted sets included
- Fan/warm/hot wind for selection
- Safety PTC ceramic heating element
- Child lock function
- With overheating Protection
- Wide angle oscillating louvres
- Delay open and close function (Only for BPT-2000B 5408BL-ERP)



BHN1906R/BHN1901R

- 2 heating settings: 1300/2000W
- Overheat protection
- With night light
- LED display
- 12h timer
- With remote control



PTC-1918Y

- 3 heating power: 30/1000/2000W
- Safety tip-over switch
- With overheating protection
- With oscillation function
- 30s automatic delay shutdown
- 3min automatic screen off function
- Cool/warm/hot wind for selection
- Safety PTC ceramic heating element
- Touch button
- 12 hours timer
- With LED display
- With remote control



PTC HEATER

Model	Power	G.W./N.W.(kg)	Gift box(mm)	Export carton(mm)	PCS/20	PCS/40	PCS/40HQ
BPT-2000B 5408L-ERP/ BPT-2000B 5408BL-ERP	1000/2000W	2.56/2.36	565x153x230	580x495x435	1300	2880	3162
BHN1906R	1300/2000W	6.3/4.5	975x285x300	/	240	510	805
BHN1901R	1300/2000W	4.7/3.9	270x270x745	/	510	1060	1250
PTC-1918Y	30/1000/2000W	6.8/5.1	215x280x1000	/	450	950	1130



PTC HEATER

SKJ-CR018HM



- Heating power:2000W/Cooling power:35W
- Cooler & heater & humidifier combined
- 1-9 air speed with remote control
- Heating temperature setting:1°C-30°C
- Automatically turn off when tipped over
- WIFI & APP control/Support voice control via Echo /Google home(for option)
- Ambient temperature protection(Heat will stop when reach set temperature/re-work when room temperature is below set one.)
- 3 in 1
- Osillation:90°
- 1-8h timer off
- Digital display
- Aluminium air outlet
- Touch-sensitive control
- Sleep mode/strong mode



SKJ-CR019HM



- Heating power:2000W/Cooling power:35W
- Aluminium air outlet, HEPA Filter
- 1-9 air speed with remote control
- Heating temperature setting:1°C-30°C
- Automatically turn off when tipped over
- Cooler & heater & humidifier & air purifier combined
- WIFI & APP control/Support voice control via Echo/Google home(for option)
- Ambient temperature protection(Heat will stop when reach set temperature/re-work when room temperature is below set one.)
- 4 in 1
- Osillation:90°
- 1-8h timer off
- Digital display
- Touch-sensitive control
- Sleep mode/strong mode



SKJ-CR025H



- Power:2000W(Heating)/35W(Cooling)
- Cooling in summer and Heating in winter
- Automatically turn off when tipped over
- WIFI&APP control/Support voice control via Echo/Google home(for option)
- DC motor/Invisible fan blade.safer and easier to clean
- Ambient temperature protection(Heat will stop when reach set temperature/re-work when room temperature is below set one.)
- 3 in 1
- Digital display
- 1-8h timer off
- Touch-sensitive control
- Hepa filter to clean room air
- Tilt back&front adjustable:30°
- 1-9 air speed with remote control



PTC HEATER

Model	Power	G.W./N.W.(kg)	Gift box(mm)	PCS/20	PCS/40	PCS/40HQ
SKJ-CR018H	2000W	5.4/3.4	290x290x720	400	800	910
SKJ-CR019H	2000W	5.9/4.2	290x290x920	400	800	910
SKJ-CR025H	2000W	6.2/4.6	315x300x770	400	800	910



BATHROOM HEATER



HBH-2007

- Power: 1000/2000W
- With weekly timer
- With open window function
- Overheat protection
- Digital thermostat control
- LED display
- 12 hours timer
- With remote control
- Wall-mounted

Model	Power	G.W./N.W.(kg)	Gift box(mm)	Export carton(mm)	PCS/20	PCS/40	PCS/40HQ
HBH-2007	1000/2000W	2.1/1.7	300x135x333	425x310x690	1770	3750	4410

BATHROOM HEATER

TG200-IP6L

- Power: 1000/2000W
- Wall mounted
- Overheat protection
- Digital thermostat control
- with LED display
- With weekly timer
- 12 hours timer
- With remote control
- With towel rack



Model	Power	G.W./N.W.(kg)	Gift box(mm)	Export carton(mm)	PCS/20	PCS/40	PCS/40HQ
TG200-IP6L	1000/2000W	2.5/2.1	350x165x340	675x365x360	1220	2580	3020

BK-702

- Power: 200W
- 2 layer towel rack
- Free standing
- Material: Aluminum
- Switch on/off
- With cover for option



BK-703

- Power: 300W
- Free standing
- 3 layer towel rack
- Material: Aluminum
- Switch on/off
- With cover for option



BK-701-Y

- Power: 220W
- Free standing
- Material: Aluminum
- Switch on/off
- With cover for option



TH02

- Power:100W
- 6 heating bars
- Waterproof switch on/off
- Free standing or wall mounted
- Material:Aluminum



BATHROOM HEATER

Model	Power	G.W./N.W.(kg)	Gift box(mm)	Export carton(mm)	PCS/20	PCS/40	PCS/40HQ
BK-702	200W	-/4.2	735x92x1100	/	380	780	830
BK-703	300W	-/4.2	735x92x1450	/	300	600	670
BK-701-Y	220W	4.15/3.35	535x70x1125	1145x360x545	660	1290	1500
TH02	100W	-/-	510x45x860	875x245x525	1190	2530	2980

TH03

- Power: 150W
- 10 heating bars
- Switch on/off
- Free standing
- Material:Aluminum



HBH-2005B

- Power: 1000W/2000W
- Finger touch
- With LED display
- Wall mounted
- Adjustable thermostat
- Overheat protection
- Water proof IP23
- Folding towel rack
- 24 hour timer
- Weekly timer
- Open window function
- Delay open and close function



HBH-2008

- 2 power settings: 1000W/2000W
- With weekly timer
- With open window function
- Overheat protection
- Digital thermostat control
- LED display
- 12 hours timer
- With remote control
- Wall-mounted



TG200-IP7L

- Power: 1000W/2000W
- Wall mounted
- Overheating protector
- Digital thermostat control
- LED display
- 12 hours timer
- With weekly timer
- With open window function
- With remote control
- Aluminum panel
- Weekly timer



BATHROOM HEATER

Model	Power	G.W./N.W.(kg)	Gift box(mm)	Export carton(mm)	PCS/20	PCS/40	PCS/40HQ
TH03	150W	3.5/3.2	540x45x930	945x250x565	1040	2150	2520
HBH-2005B	1000/2000W	2.5/2.1	275x145x425	570x460x445	1410	2940	3450
HBH-2008	1000/2000W	2/1.7	295x190x316	605x585x335	1410	2910	3420
TG200-IP7L	1000/2000W	3/2.25	302x182x402	620x560x420	1140	2370	2760

HY-200J

- 2 heating settings: 1000/2000W
- Quick heating up
- Safety overheat protection
- Combination of radiant and convection heat
- Adjustable thermostat
- Silent operation
- Tip-over protection
- Easy to move by castors



HY-200B/HY-200BR

- 2 heating settings: 1000/2000W
- Quick heating up
- Safety overheat protection
- Adjustable thermostat
- Silent operation
- Tip-over protection
- Easy to move by castors
- Power cord storage
- Combination of radiant and convection heat

- Only for HY-200BR
- With LED display
 - With remote control



HY-200C/HY-200CR

- 2 heating settings: 1000/2000W
- Quick heating up
- Safety overheat protection
- Adjustable thermostat
- Silent operation
- Tip-over protection
- Easy to move by castors
- Combination of radiant and convection heat

- Only for HY-200CR
- With LED display
 - With remote control



SY-A15/SY-A20

- 2 power settings
- Power light
- Overheating protection
- With tip-over switch
- Floor standing with wheels



CONVECTOR
HEATER

Model	Power	G.W./N.W.(kg)	Gift box(mm)	PCS/20	PCS/40	PCS/40HQ
HY-200J	1000/2000W	5.5/4.5	590x125x665	520	1180	1380
HY-200B/HY-200BR	1000/2000W	5.1/4.1	590x125x655	520	1180	1380
HY-200C	1000/2000W	5.5/4.5	825x135x535	500	1000	1190
HY-200CR	1000/2000W	6.7/5.5	725x135x535	500	1000	1190
SY-A15	750/1500W	5.0/4.1	660x130x620	580	1150	1300
SY-A20	1000/2000W	5.9/4.6	760x130x620	490	980	1100

CONVECTOR HEATER

SY-A15R/SY-A20R

- 2 power settings
- Power light
- Overheating protection
- With tip-over switch
- Floor standing with wheels
- With remote control
- With LED display
- Touch panel
- 1hr-24hrs timer funcion
- 5-40°C temperature setting
- With wifi for optional



HTJ-2205J/HTJ-2205R

- 2 heating powers:1000/2000W
- Overheating protection
- With tip over switch
- Only for HTJ-2205R
- 24H timer
- With LED display
- Touch screen control
- With remote control



HTJ-2223J/HTJ-2223R

- 2 heating powers:1000/2000W
- 3D fireplace
- Overheating protection
- With tip over switch
- Only for HTJ-2223R
- 24H timer
- With LED display
- Touch screen control
- With remote control



CONVECTOR
HEATER

HCV-0507

- Power: 450-500W
- With indicator light
- Heating wire element
- Adjustable thermostat
- Free standing with feet
- With overheating protection
- Anti-frost function for optional



Model	Power	G.W./N.W.(kg)	Gift box(mm)	Export carton(mm)	PCS/20	PCS/40	PCS/40HQ
SY-A15R	750/1500W	5.0/4.1	660x130x620	/	580	1150	1300
SY-A20R	1000/2000W	5.9/4.6	760x130x620	/	490	980	1100
HTJ-2205J/HTJ-2205R	1000/2000W	4.8/4.0	1035x175x300	/	510	1050	1250
HTJ-2223J/HTJ-2223R	1000/2000W	8.5/7.0	1210x190x285	/	425	885	1035
HCV-0507	450W	1.1/0.9	290x120x260	375x305x540	2720	5520	6510

C04-20/C04-20F

- 2 heating power: 1000/2000W
- Heating element: Heating wire,
- Rotary power switch
- Adjustable thermostat control
- Safety thermal cut-out
- Over-heat protecting
- With Tip-over switch
- With indicator light
- Built in carry handles
- Freestanding only
- With Fan turbo(Only for C04-20F)



RY001/RY001F

- 3 power settings: 750/1250/2000W
- Adjustable thermostat
- Overheating protection
- With handle
- With fan turbo for RY001F



DL01SS/SMDL01SS

- 2 heating powers: 750/1500W (DL01SS)
- 3 heating powers: 750/1250/2000W(SMDL01SS)
- Free standing
- Adjustable thermostat
- With overheating protection



SMDL01 series/ DL01 series

- 3 heating powers: 750/1250/2000W
- Free standing
- Adjustable thermostat
- With overheating protection
- With turbo and timer for option



CONVECTOR
HEATER

Model	Power	G.W./N.W.(kg)	Gift box(mm)	PCS/20	PCS/40	PCS/40HQ
C04-20	1000/2000W	2.7/2.2	565x420x140	850	1750	2050
C04-20F	1000/2000W	2.8/2.3	565x420x140	850	1750	2050
RY001/RY001F	750/1250/2000W	3.0/2.4	575x133x395	890	1880	2210
DL01SS	750/750/1500W	1.7/2.2	553x135x330	1150	2350	2780
SMDL01SS	750/1250/2000W	2.1/1.6	553x135x330	1150	2350	2780
SMDL01A/B/C/D	750/1250/2000W	2.6/2.9/2.8/3.0 2.0/2.3/2.2/2.4	580x135x400	920	1920	2260
DL01A/B/C/D	750/1250/2000W	3.3/3.7/3.4/3.8 2.6/3.0/2.7/3.1	625x140x435	780	1600	1818

CONVECTOR HEATER

HCV-2015

- 2 heating powers: 750/1250/2000W
- Free standing
- Adjustable thermostat
- With overheating protection
- With turbo for option
- With 24 hours timer for option



HCV-2000/HCV-2400/HCV-3000

- Free standing
- Adjustable thermostat
- With overheating protection
- With turbo for option
- With 24 hours timer for option



HCV-DL06

- 3 heating powers:750/1250/2000W
- Free standing
- Adjustable thermostat
- With overheating protection
- Stand/Turbo/Timer/Turbo&Timer



HCV-DL07

- 3 heating powers:1000/1300/2300W
- Freestanding
- With LCD display
- With remote control
- Built in carry handles
- Safety thermal cut-out
- With overheating protection
- 24 hours timer
- Turbo fan
- Temperature adjustable function(5-37°C,41-99F)



CONVECTOR
HEATER

Model	Power	G.W./N.W.(kg)	Gift box(mm)	PCS/20	PCS/40	PCS/40HQ
HCV-2015	750/1250/2000W	4.0/3.2	625x140x440	720	500	1750
HCV-2000	750/1250/2000W	3.8/3	680x150x425	640	1320	1550
HCV-2400	1200/1200/2400W	4.5/3.6	805x150x425	560	1162	1305
HCV-3000	1200/1800/3000W	4.5/3.6	805x150x425	560	1162	1305
HCV-DL06	750/1250/2000W	2.9/2.4	665x122x370	930	1930	2260
HCV-DL07	1000/1300/2300W	5.7/4.8	770x165x435	510	1050	1260



CONVECTOR HEATER



CH-08/CH-08F



CH-08LED/CH-08FLED



CH-08T/CH-08FT

CH-08/CH-08F/CH-08LED/CH-08FLED/CH-08T/CH-08FT

- With indicator light
- Built in carry handle
- Rotary power switch
- Adjustable thermostat control
- Overheating protection
- Free standing
- Turbo for option (Only for CH-08F, CH-08FT, CH-08FLED)
- 24 hours timer for option (Only for CH-08T, CH-08FT)
- LED version for option (Only for CH-08LED, CH-08FLED), digital version with remote control
- WIFI version for option


Model	Power	G.W./N.W.(kg)	Gift box(mm)	PCS/20	PCS/40	PCS/40HQ
CH-08/CH-08F/CH-08LED/ CH-08FLED/CH-08T/CH-08FT	1250 / 2000W	6.1/5.3	775x135x465	645	1335	1485

CONVECTOR
HEATER



PANEL HEATER

Crystal Panel Heater Series



PH-ETxxx-1 series

- Carbon crystal heating element
- Mechanical rocker switch
- Overheating protection
- Free standing and wall-mounted



PH-ETxxxN1/PH-ETxxxNR1 series

- LCD display
- With weekly timer
- Open window function
- With remote control (Only for NR1)



PANEL HEATER



PH-ETxxxW1 series

- No display
- With WIFI function



PH-ETxxxE1/PH-ETxxxER1 series

- LCD display
- With 24 hours timer
- With WIFI function
- With remote control (Only for ER1)

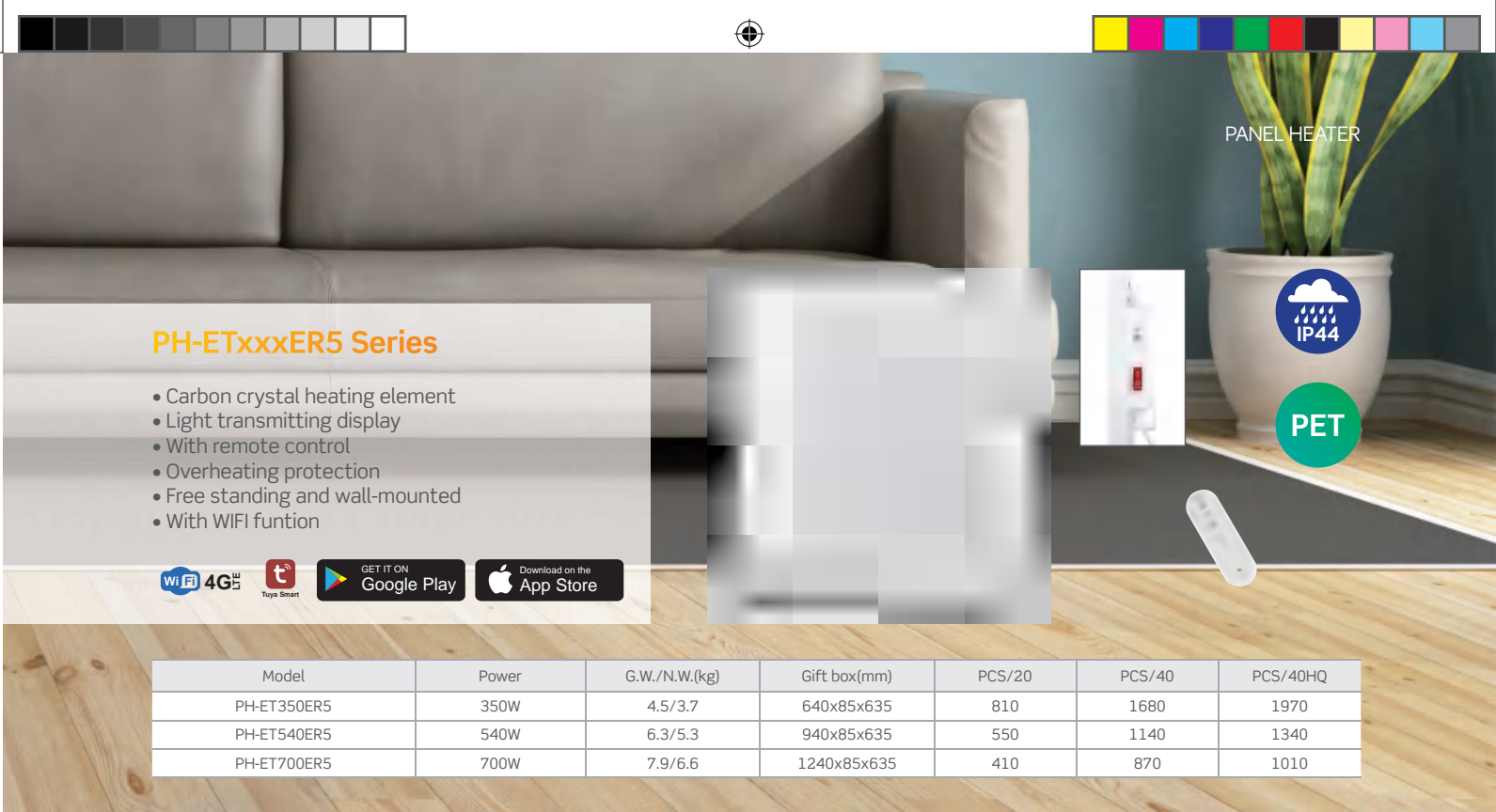


PH-ETxxxER3 series

- LCD display
- With 24 hours timer
- Two-way remote control (automatic calibration of ambient temperature)
- With WIFI function



Power	G.W./N.W.(kg)	Gift box(mm)	PCS/20	PCS/40	PCS/40HQ
350W	4.5/3.7	640x85x635	810	1680	1970
540W	6.3/5.3	940x85x635	550	1140	1340
700W	7.9/6.6	1240x85x635	410	870	1010



PANEL HEATER

PH-ETxxxER5 Series

- Carbon crystal heating element
- Light transmitting display
- With remote control
- Overheating protection
- Free standing and wall-mounted
- With WIFI function



Model	Power	G.W./N.W.(kg)	Gift box(mm)	PCS/20	PCS/40	PCS/40HQ
PH-ET350ER5	350W	4.5/3.7	640x85x635	810	1680	1970
PH-ET540ER5	540W	6.3/5.3	940x85x635	550	1140	1340
PH-ET700ER5	700W	7.9/6.6	1240x85x635	410	870	1010



PH-ETxxxN2/PH-ETxxxNR2 Series

- LCD display
- With weekly timer
- Open window function
- With 24 hours timer
- With remote control (Only for NR2)



PH-ETxxxER3-1 Series

- LCD display
- With 24 hours timer
- Two-way remote control (automatic calibration of ambient temperature)
- With WIFI function



PH-ETxxxER2/PH-ETxxxER2 Series

- LCD display
- With 24 hours timer
- With WIFI function
- With remote control (Only for ER2)



PANEL HEATER

Power	G.W./N.W.(kg)	Gift box(mm)	PCS/20	PCS/40	PCS/40HQ
350W	4.5/3.7	640x85x635	810	1680	1970
540W	6.3/5.3	940x85x635	550	1140	1340
700W	7.9/6.6	1240x85x635	410	870	1010

PANEL HEATER



PH-ETxxN1 PH-ETxxW1



More colors for option
 White

PH-ETxxN1/PH-ETxxW1

- Noiseless
- Free spraying
- Stone surface
- Wall mounted
- Adjustable thermostat
- With overheating protection
- Heating elements: heating wire
- Weekly timer and open window function (Only for N1 & W1)
- Weekly timer and temperature setting (Only for W1)

Model	Power	G.W./N.W.(kg)	Gift box(mm)	Export carton(mm)	PCS/20	PCS/40	PCS/40HQ
PH-ET07N1/PH-ET07W1	425W	10.5/8.5	637x60x650	650x80x660	780	1660	1950
PH-ET09N1/PH-ET09W1	550W	14.0/11.5	637x60x870	650x80x885	590	1235	1450

HPL-ET07E/HPL-ET09E

- Heating element: heating wires
- Overheat protection
- LED Display
- Free standing or wall mounted
- With 24 hours timer
- With weekly timer
- Open window function
- WiFi model for option



Model	Power	G.W./N.W.(kg)	Gift box(mm)	Export carton(mm)	PCS/20	PCS/40	PCS/40HQ
HPL-ET07E	425W	6.8/6.2	637x53x650	650x245x660	1032	2160	2588
HPL-ET09E	550W	9.4/8.2	637x53x870	650x135x885	756	1596	1816

PANEL HEATER



PANEL HEATER



PH01-1000/PH01-1500/PH01-2000

- With LED display
- With 24h timer
- Weekly timer
- Open window function
- Adjustable thermostat
- Overheating protection
- With handle and four wheels
- Graphene heating element for optional

Model	Power	G.W./N.W.(kg)	Gift box(mm)	20/40/40HQ
PH01-1000	500/1000W	6.0/5.0	510x120x510	900/1860/2210
PH01-1500	750/1500W	7.1/5.5	655x120x510	700/1440/1720
PH01-2000	1000/2000W	7.5/6.0	820x120x510	560/1150/1370

C02-XEB

- BH function
- Silent heating
- With LED display
- Frost protection
- With Wifi for option
- Week timer function
- With window detection function
- Optional wall-mounted or floor-mounted installation
- Metal surface coating on the front panel "X" Aluminum heating element

Model	Gift box(mm)	20/40/40HQ
C02-XE04B	550x125x515	790/1638/1920
C02-XE10B	685x125x515	634/1315/1542
C02-XE15B	805x125x515	540/1119/1312
C02-XE20B	930x125x555	430/900/1050



PANEL HEATER

CY-LCD/CF-LCD

- Aluminum heating element
- LCD display
- Electronic thermostat, temperature setting 15-35°C
- With weekly timer
- Overheating protection
- Standing or wall-mounted
- Optional footsteps with casters or without casters

Model	Power	G.W./N.W.(kg)	Gift box(mm)	PCS/20	PCS/40	PCS/40HQ
CY-04LCD/CF-04LCD	400W	4.1/3.5	510x125x555	790	1638	1920
CY-10LCD/CF-10LCD	1000W	4.8/4.2	645x125x555	625	1296	1519
CY-15LCD/CF-15LCD	1500W	5.8/5.0	765x125x555	527	1092	1281
CY-20LCD/CY-20LCD	2000W	6.9/5.8	890x125x555	453	939	1101



PANEL HEATER



C06-X10/C06-X15/C06-X20
C06-XEW10/C06-XEW15/C06-XEW20

- 2 heating power
 - X-type aluminum heating element
 - Overheating protection
 - Thermostat control
 - With tip-over switch
 - Wall-mounted for optional
- Only for C06-XEWxx
 - With 24h timer
 - With WiFi function

Power	G.W./N.W.(kg)	Gift box(mm)	20/40/40HQ
500/1000W	/	598x465x142	680/1440/1700
750/1500W	/	733x465x142	560/1180/1380
1000/2000W	/	868x465x412	470/990/1170



HPL-1000DL/1500DL/2000DL

- Weekly timer
- With LED display
- With remote control
- Adaptive start control
- WiFi system for optional
- With overheating protection
- Adjustable thermostat control
- Free standing or wall-mounted
- X-shape aluminum heating element

Model	Power	G.W./N.W.(kg)	Gift box(mm)	20/40/40HQ
HPL-1000DL	1000W	4.8/4.1	645x130x470	700/1440/1680
HPL-1500DL	1500W	5.7/4.8	805x130x470	570/1150/1350
HPL-2000DL	2000W	6.7/5.6	965x130x470	480/960/1120



PANEL HEATER



HPL-1200

- Weekly timer
- With LED display
- With remote control
- Adaptive start control
- WiFi system for optional
- With overheating protection
- Adjustable thermostat control
- Free standing or wall-mounted
- X-shape aluminum heating element

Power	G.W./N.W.(kg)	Gift box(mm)	20/40/40HQ
1000W	5.2/3.8	645x130x470	700/1450/1710
1500W	6.2/4.7	805x130x470	560/1170/1370
2000W	7.2/5.6	965x130x470	465/970/1140



CHX-15GR-B-S/CHX-20GR-B-S

- Weekly timer
- Anti-frost mode
- With LED display
- With remote control
- With overheating protection
- Free standing or wall-mounted
- With window detection function
- X-shape aluminum heating element

Model	Power	G.W./N.W.(kg)	Gift box(mm)	20/40/40HQ
CHX-15GR-B-S	750/1500W	5.7/4.9	780x110x505	684/1450/1580
CHX-20GR-B-S	1000/2000W	6.9/5.9	910x110x505	576/1200/1300



HPL-15GR/20GR

- With LED display
- Eco energy saving
- With remote control
- Heating with no noise
- Tempered glass front
- Standing or wall-mounted
- With anti-frost stat set to 5°C optional
- With 24 digital timer and 7*24 digital timer
- Heating element: X-shaped aluminum heating element
- Double thermal protector, thermal cut-out and thermal fuse

Model	Power	G.W./N.W.(kg)	Gift box(mm)	20/40/40HQ
HPL-15GR	1500W	8.0/6.9	805x125x555	504/1045/1225
HPL-20GR	2000W	9.2/8.0	930x125x555	436/903/1059



C05-XTE20/C05-XTEW20

- 2 power settings: 1000/2000W
- Child lock function
- Tempered glass panel
- Touchscreen control panel
- Temp Setting from 5°C-50°C
- With electric Tip-over switch
- Free standing or wall mounted
- Self-resetting thermostat and thermal fuse
- With WIFI (Only for C05-XTEW20)
- LED display
- 24 hours timer
- Remote control

Model	Power	G.W./N.W.(kg)	Gift box(mm)	20/40/40HQ
C05-XTE20	1000/2000W	-/6.7	868x142x465	470/990/1170
C05-XTEW20	1000/2000W	-/6.7	868x142x465	470/990/1170



DL09-15XE/DL09-20XE

- With open window
- Child lock function
- With anti-frost function
- Overheating protection
- WIFI function for option
- Standing or wall-mounted
- Tip-over safety switch for option
- Electronic thermostat, temperature setting 10-40°C
- LED display
- Weekly timer
- With 24h timer
- With remote control

Model	Power	G.W./N.W.(kg)	Gift box(mm)	20/40/40HQ
DL09-15XE	750/1500W	8.3/6.6	925x115x460	630/1300/1486
DL09-20XE	1000/2000W	8.3/6.6	925x115x460	630/1300/1486



DL10-15XE/DL10-20XE

- LED display
- Weekly timer
- With 24h timer
- With remote control
- With anti-frost function
- Overheating protection
- WIFI function for option
- Standing or wall-mounted
- Tip-over safety switch for option
- Electronic thermostat, temperature setting 10-40°C

Model	Power	G.W./N.W.(kg)	Gift box(mm)	20/40/40HQ
DL10-15XE	750/1500W	7.2/5.5	925x115x460	630/1300/1486
DL10-20XE	1000/2000W	7.2/5.5	925x115x460	630/1300/1486

PANEL HEATER

PANEL HEATER



NPH1500G/NPH2000G

- 2 power settings
- LED display easy
- 24 hours timer
- Adjustable thermostat control
- Over heating protection
- X-shape aluminum heating element
- Free standing or wall mounted
- With WIFI control system

Model	Power	G.W./N.W.(kg)	Gift box(mm)	20/40/40HQ
NPH1500G	1500W	/	855x130x510	460/990/1170
NPH2000G	2000W	/	985x130x510	400/870/1020



PL750/PL1000G

- 2 power settings
- LED display easy
- 24 hours timer
- Adjustable thermostat control
- Power indicate light
- Over heating protection
- X-shape aluminum heating element
- Free standing or wall mounted
- With WIFI control system

Model	Power	G.W./N.W.(kg)	Gift box(mm)	20/40/40HQ
PL750	750W	/	1105x130x310	590/1260/1490
PL1000G	1000W	/	1355x130x310	480/1030/1220



PANEL HEATER

NY-UR

- 7/9/11/13 fins
- 3 power settings
- Fin size:120x550mm
- With LED display
- With tip-off switch
- Overheat protection
- Adjustable thermostat
- Touch-sensitive control
- With child-lock function
- WIFI function for option
- Remote control for option

SH-76

- 7/9/11/13 fins
- 3 power settings
- Fin size:120x550mm
- Child lock
- 24 hours timer
- With tip-off switch
- With remote control
- Overheat protection
- Electronic thermostat
- Temperature range: 5-35°
- 3 mode settings: Eco/Comfort/Anti frost
- LED touch screen with brightness adjustable
- WIFI function for option

NY-L

- Fins size : 100*335 mm
- Pressure tested for safety
- Adjustable thermostat control
- Large handle for easy movement
- Large heating surface and radiation
- Triple overheater protection system
- Operation switches with indicator lights
- Energy efficient and fast heat radiation



Fins	Power	G.W./N.W.(kg)	Gift box(mm)	20/40/40HQ
5	500W	3.2/2.7	275x130x420	1800/3800/4470
7	800W	4.5/3.9	360x130x420	1370/2890/3400
9	1000W	6.6/5.7	440x130x420	1120/2370/2790
11	1000W	8.0/6.9	520x130x420	950/2010/2360

NY-G1

- Fins size : 120*500 mm
- With cord storage
- Three heating settings
- Pressure tested for safety
- Adjustable thermostat control
- Large heating surface and radiation
- Smooth castors for easy movement
- Triple overheater protection system
- Energy efficient and fast heat radiation
- Operation switches with indicator lights



Fins	Power	G.W./N.W.(kg)	Gift box(mm)	20/40/40HQ
7	1500W	7.8/7.0	370x135x580	970/1990/2330
9	2000W	9.5/8.6	450x135x580	770/1630/1920
11	2500W	11.2/10.2	530x135x580	660/1390/1630
13	2500W	12.8/11.8	610x135x580	570/1200/1410

OIL-FILLED RADIATOR HEATER



NY-W1

- Fins size : 120*500 mm
- With cord storage
- Three heating settings
- Pressure tested for safety
- Adjustable thermostat control
- Smooth castors for easy movement
- Large heating surface and radiation
- Triple overheater protection system
- Operation switches with indicator lights
- Energy efficient and fast heat radiation

Fins	Power	G.W./N.W.(kg)	Gift box(mm)	20/40/40HQ
7	1500W	7.8/7.0	370×135×580	970/1990/2330
9	2000W	9.5/8.6	450×135×580	770/1630/1920
11	2500W	11.2/10.2	530×135×580	660/1390/1630
13	2500W	12.8/11.8	610×135×580	570/1200/1410



NSF-K

- Fins size : 120*550 mm
- Swivel wheels
- Anti-tilt protection
- Adjustable thermostat
- With overheating protection


Fins	Power	G.W./N.W.(kg)	Gift box(mm)	20/40/40HQ
7	1500W	6.0/5.5	370×135×630	875/1850/2150
9	2000W	7.3/6.6	430×135×630	765/1600/1850
11	2500W	8.7/7.9	510×135×630	640/1320/1550
13	2500W	10.1/9.1	570×135×630	570/1190/1400



NSF-V/VR

- 7/9/11/13 fins
 - 3 power settings
 - Fin size:120x550mm
 - Manual control
 - Power indicator light
 - Adjustable thermostat
 - Overheating protection
 - Tip-over safety switch
- Only for NSF-VR
 - Digital control
 - LED display
 - Remote control
 - WIFI function for option

Fins	Power	G.W./N.W.(kg)	Gift box(mm)	20/40/40HQ
7	1500W	6.6/6.1	370×135×630	890/1830/2150
9	2000W	8.2/7.5	450×135×630	730/1530/1800
11	2500W	9.4/8.6	510×135×630	600/1300/1510
13	2500W	11.4/10.4	570×135×630	550/1160/1360



B05

- 3 power settings
- Fin size :125x580mm
- Power indicator light
- Adjustable thermostat
- Overheating protection
- Pressure tested for safety
- With handle and four wheels

Fins	Power	G.W./N.W.(kg)	Gift box(mm)	20/40/40HQ
7	1500W	7.5/6.8	370×160×660	735/1555/1800
9	2000W	9.3/8.6	485×160×660	530/1110/1300
11	2500W	11.1/10.4	565×160×660	450/950/1120
13	2500W	12.9/12.2	645×160×660	395/830/975

OIL-FILLED RADIATOR HEATER



OIL-FILLED RADIATOR HEATER



B07/B07-ER

- 3 power settings
 - Fin size :125x580mm
 - Manual control
 - Power indicator light
 - Adjustable thermostat
 - Overheating Protection
 - Pressure tested for safety
 - With handle and four wheels
- Only for B07-ER
- Digital control
 - LED display
 - With remote control

Fins	Power	G.W./N.W.(kg)	Gift box(mm)	20/40/40HQ
7	1500W	7.5/6.8	370x160x660	735/1555/1800
9	2000W	9.3/8.6	485x160x660	530/1110/1300
11	2500W	11.1/10.4	565x160x660	450/950/1120
13	2500W	12.9/12.2	645x160x660	395/830/975



NY-J/NY-JT

- Fins size : 140*580 mm
 - With cord storage
 - Three heating settings
 - Pressure tested for safety
 - Adjustable thermostat control
 - Large heating surface and radiation
 - Triple overheater protection system
 - Smooth castors for easy movement
 - Operation switches with indicator lights
 - Energy efficient and fast heat radiation
- Only for NY-JT
- With 24h timer

Fins	Power	G.W./N.W.(kg)	Gift box(mm)	20/40/40HQ
7	1500W	9.2/7.9	370x150x660	790/1580/1850
9	2000W	11.0/9.7	450x150x660	630/1300/1520
11	2500W	12.7/11.2	530x150x660	530/1100/1230
13	2500W	14.4/12.9	610x150x660	470/960/1130



NY-K

- Fins size : 145*580 mm
- With cord storage
- Three heating settings
- Pressure tested for safety
- Adjustable thermostat control
- Smooth castors for easy movement
- Large heating surface and radiation
- Triple overheater protection system
- Operation switches with indicator lights
- Energy efficient and fast heat radiation

Fins	Power	G.W./N.W.(kg)	Gift box(mm)	20/40/40HQ
7	1500W	9.9/8.9	370x160x660	700/1470/1730
9	2000W	12.1/11.0	450x160x660	580/1200/1430
11	2500W	14.3/13.1	530x160x660	500/1030/1200
13	2500W	16.1/14.9	610x160x660	420/880/1050



NY-C

- Fins size : 145*580 mm
- With cord storage
- Three heating settings
- Pressure tested for safety
- Adjustable thermostat control
- Large heating surface and radiation
- Triple overheater protection system
- Smooth castors for easy movement
- Operation switches with indicator lights
- Energy efficient and fast heat radiation

Fins	Power	G.W./N.W.(kg)	Gift box(mm)	20/40/40HQ
7	1500W	9.9/8.9	370x160x660	700/1470/1730
9	2000W	12.1/11.0	450x160x660	580/1200/1430
11	2500W	14.3/13.1	530x160x660	500/1030/1200
13	2500W	16.1/14.9	610x160x660	420/880/1050

OIL-FILLED RADIATOR HEATER



OIL-FILLED RADIATOR HEATER



NY-D/NY-DFT

- Fins size : 145*580 mm
 - With cord storage
 - Three heating settings
 - Pressure tested for safety
 - Adjustable thermostat control
 - Large heating surface and radiation
 - Triple overheater protection system
 - Smooth castors for easy movement
 - Operation switches with indicator lights
 - Energy efficient and fast heat radiation
- Only for NY-DFT
- 24 hours timer
 - With 400W fan heater

Fins	Power	G.W./N.W.(kg)	Gift box(mm)	20/40/40HQ
7	1500W	10.0/9.1	370×160×660	700/1470/1730
9	2000W	12.2/11.2	450×160×660	580/1200/1430
11	2500W	14.4/13.3	530×160×660	500/1030/1200
13	2500W	16.6/15.4	610×160×660	420/880/1050



NY-H/NY-HC

- Fins size : 145*580 mm
 - With cord storage
 - Three heating settings
 - Pressure tested for safety
 - Adjustable thermostat control
 - Large handle for easy movement
 - Triple overheater protection system
 - Large heating surface and radiation
 - Energy efficient and fast heat radiation
 - Operation switches with indicator lights
- Only for NY-HC
- With LCD display
 - With button to control

Fins	Power	G.W./N.W.(kg)	Gift box(mm)	20/40/40HQ
7	1500W	9.9/8.9	370×160×660	700/1470/1730
9	2000W	12.1/11.0	450×160×660	580/1200/1430
11	2500W	14.3/13.1	530×160×660	500/1030/1200
13	2500W	16.1/14.9	610×160×660	420/880/1050



NW-40

NW-60

NW-80

NW-40/NW-60/NW-80/NW-ZL100W

- Free standing
- Adjustable thermostat
- Tip-off switch for option
- With painting metal board
- With overheating protection
- Heating element and oil inside

Model	Power	G.W./N.W.(kg)	Gift box(mm)	PCS/20	PCS/40	PCS/40HQ
NW-40	400W	5.9/4.3	585x95x600	980	1720	2000
NW-60	600W	8.7/6.5	810x95x600	710	1240	1440
NW-80	1000W	12.7/10.0	1215x95x600	460	820	950



QUARTZ HEATER

LQ-120G1C/LQ-120G1H/LQ-120G1Q

- Radiant electric heat-wide angle heat reflectors
- Safety tip-over switch
- Cool touch housing
- Carry handle
- Wide angle oscillation



QH-1200B

- 3 heating powers: 500/1000/1500W
- With pull switch
- Desk top or wall mounted
- 3 quartz heating elements

QH-1200C

- 2 heating powers: 600/1200W
- With pull switch
- Desk top or wall mounted
- 2 quartz heating elements



HQZ-80A/HQZ-80AS

- 2 heating powers:400/800W
- Power Indicator light
- Safety tip-over switch
- Wide-angle heat reflector



HQZ-1000A

- 2 heating powers:400/800W
- Power Indicator light
- Safety tip-over switch
- Wide-angle heat reflector

QUARTZ HEATER

Model	Power	G.W./N.W.(kg)	Gift box(mm)	Export carton(mm)	PCS/20	PCS/40	PCS/40HQ
LQ-120G1C	450/900W	2.2/1.7	310x160x710	/	800	1650	1950
LQ-120G1H/LQ-120G1Q	400/800/1200W	2.3/1.8	310x160x710	/	800	1650	1950
QH-1200B	500/1000/1500W	1.6/1.4	570x145x175	580x445x540	1800	3735	4410
QH-1200C	600/1200W	1.4/1.2	590x135x185	600x420x555	1800	3690	4320
HQZ-80A	400/800W	1.2/1.0	270x110x405	565x550x420	2140	4400	5210
HQZ-80AS	400/800W	1.0/0.8	260x85x370	535x435x385	3120	6470	7590
HQZ-1000A	400/800W	1.3/1.1	305x125x380	625x515x395	1760	3600	4240



QUARTZ HEATER



HHG-01S

- 3 heating powers:400/800/1200W
- Oscillating function
- Safety tip-over switch




HHG-01/HHG-01R

- 3 hearing powers: 400/800/1200W
- Oscillating function
- With remote control
- Safety tip-over switch



HHG-02

- 3 heating powers:400/800/1200W
- Oscillating function
- Safety tip-over switch



HHG-03/HHG-03R/HHG-03A/HHG-03AR

- Oscillating function
- Safety tip-over switch
- With remote control for option



HHG-04/HHG-04A/HHG-04R/HHG-04AR

- Oscillating function
- Safety tip-over switch
- With remote control for option

QUARTZ
HEATER

Model	Power	G.W./N.W.(kg)	Gift box(mm)	Export carton(mm)	PCS/20	PCS/40	PCS/40HQ
HHG-01S	400/800/1200W	1.9/1.5	280x130x480	280x130x480	1620	3350	3900
HHG-01/HHG-01R	400/800/1200W	2.0/1.6	320x125x520	320x125x520	1400	2900	3320
HHG-02	400/800/1200W	1.9/1.4	320x125x520	320x125x520	1400	2900	3320
HHG-03/HHG-03R	400/800/1200W	2.4/2.0	340x160x570	340x160x570	950	1900	2200
HHG-03A/HHG-03AR	400/800/1200/1600W	2.4/2.0	340x160x570	340x160x570	950	1900	2200
HHG-04/HHG-04R	400/800/1200W	2.5/2.0	380x178x610	380x178x610	670	1400	1640
HHG-04R/HHG-04AR	400/800/1200/1600W	2.5/2.0	680x178x610	680x178x610	670	1400	1640



T14-G10YD

- Carbon fiber tube
- 2 power settings:500/1000W
- With tip over safety switch
- 120° horizontal head shake
- 90° product head rotation
- With portable handle

T15-G12YD

- Carbon fiber tube
- 2 power settings:600/1200W
- With tip over safety switch
- 120° or 360° oscillation function
- With portable handle



T04-GR08

- Carbon fiber tube
- Power:800W
- With touch key
- With the atmosphere lamp

KB-1200UT

- Carbon fiber tube
- Power:1200W
- With tip over safety switch
- With 360 degree oscillation function
- With portable handle



NS-900D-EW

- Carbon fiber tube
- 2 power settings:450/900W
- With tip over safety switch
- With oscillation function
- With portable handle

NS-900EW-N

- Carbon fiber tube
- 2 power settings:450/900W
- With tip over safety switch
- With oscillation function

CARBON FIBRE HEATER

Model	Power	G.W./N.W.(kg)	Gift box(mm)	PCS/20	PCS/40	PCS/40HQ
T14-G10YD	500/1000W	3.0/2.55	840x235x290	490	1010	1190
T15-G12YD	600/1200W	2.8/2.15	265x265x550	725	1500	1760
T04-GR08	800W	2.2/1.5	210x215x290	1010	2140	2515
KB-1200UT	1200W	4.5/4.0	250x250x720	615	1270	1490
NS-900D-EW	450/900W	4.5/3.6	285x285x840	410	835	980
NS-900EW-N	450/900W	4.1/3.0	300x300x890	454	835	976

FIREPLACE HEATER



HS93363


- 2 heat setting
- Log set
- Light dimmer
- Manual control
- 3 side view windows
- Mechanical thermostat
- Flame only setting orange color flame

Model	Power	G.W./N.W.(kg)	Gift box(mm)	PCS/20	PCS/40	PCS/40HQ
HS93360	1000/2000W	7.8/6.3	470x255x580	400	820	960

FIREPLACE HEATER

EF831/EF831K

- Wall mounted fire with pebbles fuel effect
- Black curved tempered glass front panel
- Flame effect can be used independently
- Patented LED flame design
- 2 heat settings option
- Multifunctional remote control
- LED display
- With electronic room temperature control plus week timer
- Adjustable flame brightness
- Safety thermal cut-off device
- LED back light is optional
- Adjustable 7 colours LED flame effects(Only for EF831K)




Model	Power	G.W./N.W.(kg)	Gift box(mm)	PCS/20	PCS/40	PCS/40HQ
EF831/EF831K	1000/2000W	16.2/15	955x190x545	288	592	688



FIREPLACE HEATER


EF451SL-E/EF451K-E

- Wall mounted fire with pebbles fuel effect
- Black flat tempered glass front panel
- Flame effect can be used independently
- Patented LED flame design
- 2 heat settings option
- Multifunctional remote control
- LED display
- With electronic room temperature control plus week timer
- Adjustable flame brightness
- Safety thermal cut-off device
- LED back light is optional
- Adjustable 7 colours LED flame effects (Only for EF451K-E)




EF455SL-E/EF455K-E

- Wall mounted fire with log fuel effect
- Black curved tempered glass front panel
- Flame effect can be used independently
- Patented LED flame design
- 2 heat settings option
- Multifunctional remote control
- LED display
- With electronic room temperature control plus week timer
- Adjustable flame brightness
- Safety thermal cut-off device
- LED back light is optional
- Adjustable 7 colours LED flame effects (Only for EF455K-E)




EF425SL-E

- Wall mounted fire with pebbles fuel effect
- Bevel edge mirror glass front panel
- Flame effect can be used independently
- Patented LED colour flame design
- 2 heat settings option
- Multifunctional remote control
- LED display
- With electronic room temperature control plus week timer
- Adjustable 7 colours LED flame effects
- Safety thermal cut-off device



EF493L-E/EF494L-E

- Wall mounted fire with log fuel effect (Only for EF493L-E)
- Wall mounted fire with pebbles fuel effect (Only for EF494L-E)
- Black curved tempered glass front panel
- Flame effect can be used independently
- Patented LED flame design
- 2 heat settings option
- Multifunctional remote control
- LED display
- With electronic room temperature control plus week timer
- Adjustable flame brightness
- Safety thermal cut-off device



FIREPLACE HEATER

Model	Power	G.W./N.W.(kg)	Gift box(mm)	PCS/20	PCS/40	PCS/40HQ
EF451SL-E/EF451K-E	900/1800W	14.2/13.1	720x150x590	480	982	1100
EF455SL-E/EF455K-E	900/1800W	14.0/12.8	710x170x590	436	890	950
EF425SL-E	1000/2000W	19.7/18.0	965x165x630	288	588	688
EF493L-E/EF494L-E	1000/2000W	19.7/17.5	941x210x648	240	480	540



FIREPLACE HEATER

FEJ-16A/FEJ-16C/FEJ-16B

- Wire heating elements
- 2 heat settings
- Real Log fire effect
- Colorful coating as optional
- Flame effect can be used independently
- 3D real flame Glass front panel
- Iron material (Only for A & C)
- With feet (Only for C)
- Wood material (Only for B)



FP123A

- 2 heat setting
- 12 hours timer
- With LED display
- With flame effect
- Safety tip-over switch
- With overheating protection
- Adjustable thermostat, setting from 15°C to 32°C



HFP-20

- Flame effect
- Safety tip-over switch
- Safety thermal cutoff device
- Suggestion Heating area:20-30m²
- Thermostatic temperature control



FIREPLACE HEATER

- Safety tip-over switch
- Safety thermal cutoff device
- Adjustable brightness setting
- With open flame effect window
- Suggestion Heating area:20-30m²
- Thermostatic temperature control



HFP-20-1

HFP-20-2

Model	Power	G.W./N.W.(kg)	Gift box(mm)	Export carton(mm)	PCS/20	PCS/40	PCS/40HQ
FEJ-16A	750/1500W	5.2/4.6	412x250x320	/	1000	1800	2100
FEJ-16C	750/1500W	5.4/4.8	412x250x320	/	1000	1800	2100
FEJ-16B	750/1500W	5.5/5.0	412x250x320	/	1000	1800	2100
FP123A	450/900W	1.3/1.5	160x160x310	500x330x330	3000	6300	7380
HFP-20	1500W or 2000W	6.2/5.1	415x295x540	/	460	910	1045
HFP-20-1/HFP-20-2	1500 or 2000W	6.2/5.1	415x295x540	/	460	910	1045



FIREPLACE HEATER

HFP-189

- Black cast effect finish
- LED flame design
- Freestanding style
- Real log flame effect
- Safety tip-over switch
- Adjustable thermostat
- Safety thermostat control
- Flame effect can be used independently



HFP-2034

- Safety tip-over switch
- Safety thermal cut-off device
- Castors for ease of movement
- Real log flame effect
- Flame effect can be used independently



KPT-2000 BL01

- 2 heating powers: 1000W/2000W
- 12 hours timer
- Widespread oscillation
- Safety tip-over switch
- With remote control
- Automatic overheat protection
- Fan/warm/hot wind for selection
- Flame effect can be used independently
- Digital thermostat control
- LED display
- Ceramic heat element, high thermal efficiency



FIREPLACE HEATER

Model	Power	G.W./N.W.(kg)	Gift box(mm)	PCS/20	PCS/40	PCS/40HQ
HFP-189	1500W or 1800W	16.3/14.7	460x460x730	180	375	455
HFP-2034	1500W or 2000W	14.9/13.3	490x320x670	285	570	670
KPT-2000 BL01	1000/2000W	4.2/3.7	395x305x663	340	700	826



OUTDOOR HEATER



PHP-DI/DR/D/DIR

- Three quartz tubes
- LED nightlight for option
- Wall mounted or freestanding for option
- Pull line power control or remote control for option
- Explosion proof tube design for option

T03-Q22AD/Q22B

- Three quartz tubes
- 3 power settings
- Wall mounted or freestanding for option
- Adjustable height: 1.3-2.1m
- With pull line switch

Model	Power	G.W./N.W.(kg)	Gift box(mm)	PCS/20	PCS/40	PCS/40HQ
PHP-650D	650W	2.6/1.9	530x240x270	815	1688	1979
PHP-1300D	1300W					
PHP-2000D	2000W					
PHP-650DI	650	9.85/8.45	530x220x530	472	940	1100
PHP-1300DI	1300W					
PHP-2000DI	2000W					
T03-Q22AD	2200	9.25/8.15	530x220x530	453	938	1100
T03-Q22B	2200	2.6/1.9	530x240x270	815	1688	1979

OUTDOOR HEATER

SHP-BP/PHE-BP

- Single halogen tube or carbon fiber tube for option
- Pull line power control



PHH-BS

- Two halogen tubes or carbon fiber tubes for option
- Rocker switch control
- Adjustable height for 2000W: 1.94-2.09m
- Height for 2500W: 1.88m



Table for option



Foot wheel

PHP-BS

- Two halogen tubes or carbon fiber tubes for option
- Pull line power control

Model	Power	G.W./N.W.(kg)	Gift box(mm)	PCS/20	PCS/40	PCS/40HQ
SHP-1000BS	1000W	10.25/9.25	540x540x420	228	473	555
SHP-1500BS	1500W					
PHE-1000BS	1000W	9.7/8.3	560x540x375	246	511	599
PHE-1500BS	1500W					
PHP-1500BS	1500W	10.2/8.6	550x550x430	215	445	522
PHH-2000BS	2000W	15.2/13.0	610x610x460	163	338	397
PHH-2500BS	2500W	15.0/12.3	610x610x460	163	338	397
PHH-3000BS	3000W					



PSG-15R/20R

PSG-15RY/20RY



- Standing holder
- 2 power setting
- Remote control
- With 24 hours timer for option
- Carbon fiber tubes or carbon fibers tube for option
- With oscillation(Only for PSG-15RY/20RY)

Model	Power	G.W./N.W.(kg)	Gift box(mm)	PCS/20	PCS/40	PCS/40HQ
PSG-15R	1500W	5.5/6.7	965x337x200	430	890	1040
PSG-15RY	1500W	7.7/6.5	990x305x230	400	835	980
PSG-20R	2000W	6.2/7.6	1025x337x200	400	840	985
PSG-20RY	2000W	8.6/7.0	1050x305x230	380	780	920



OUTDOOR HEATER

P01-GLR12B/P01-GLR15B

- 3 power settings:500/700/1200W or 600/900/1500W
- With 24 hours timer
- With 4 LED light
- With LED display
- Two halogen tubes or carbon fiber tubes for option

Model	Power	G.W./N.W.(kg)	Gift box(mm)	PCS/20	PCS/40	PCS/40HQ
P01-GLR15B	1500W	3.5/2.7	510x510x200	544	1120	1331

OUTDOOR HEATER



JHS series

- Heating element: Quartz or Carbon for option
- Wall mounted
- LED display and remote control for option(JHS-R)

Model	Power	G.W./N.W.(kg)	Gift box(mm)	PCS/20	PCS/40	PCS/40HQ
JHS-1500R	1500W	2.2/1.7	650x145x235	1260	2610	3060
JHS-1800R	1800W					
JHS-2000R	2000W	3.2/2.4	910x145x235	900	1860	2190
JHS-2500R	2500W					
JHS-3000R	3000W	3.7/2.8	1050x145x235	770	1610	1890



JHS series with Tripod holder

- Heating element: Quartz or Carbon for option
- Free standing or Wall mounted
- Tripod holder
- LED display and remote control for option(JHS-RS)

Model	Power	G.W./N.W.(kg)	Gift box(mm)	20/40/40HQ
JHS-1500S	1500W	4.3/3.5	650x145x235(Head) 1045x150x135(Holder)	640/1330/1560
JHS-1800S	1800W	4.3/3.5	650x145x235(Head) 1045x150x135(Holder)	640/1330/1560
JHS-2000S	2000W	5.3/4.2	910x145x235(Head) 1045x150x135(Holder)	530/1100/1300
JHS-2500S	2500W	5.3/4.2	910x145x235(Head) 1045x150x135(Holder)	530/1100/1300
JHS-3000S	3000W	5.8/4.6	1050x145x235(Head) 1045x150x135(Holder)	490/1010/1190

JHS series with Corss holder

- Heating element: Quartz or Carbon for option
- Free standing or Wall mounted
- Corss holder
- LED display and remote control for option(JHS-RS)

Model	Power	G.W./N.W.(kg)	Gift box(mm)	20/40/40HQ
JHS-1500S	1500W	3.9/3.1	650x145x235(Head) 1095x105x142(Holder)	720/1500/1770
JHS-1800S	1800W	3.9/3.1	650x145x235(Head) 1095x105x142(Holder)	720/1500/1770
JHS-2000S	2000W	4.9/3.8	910x145x235(Head) 1095x105x142(Holder)	590/1220/1440
JHS-2500S	2500W	4.9/3.8	910x145x235(Head) 1095x105x142(Holder)	590/1220/1440
JHS-3000S	3000W	5.4/4.2	1050x145x235(Head) 1095x105x142(Holder)	530/1100/1300



NX-R series

- Heating element: Quartz or Carbon for option
- Wall mounted
- LED display
- Remote control
- Mechanical control for option(NX-xxxx)

Model	Power	G.W./N.W.(kg)	Gift box(mm)	PCS/20	PCS/40	PCS/40HQ
NX-1500R	1500W	2.6/1.95	700x135x240	1230	2550	2990
NX-1800R	1800W					
NX-2000R	2000W	3.6/2.75	960x135x240	910	1900	2220
NX-2500R	2500W					
NX-3000R	3000W	4.1/3.15	1100x135x240	790	1640	1930



NX-RS series with Tripod holder

- Heating element: Quartz or Carbon for option
- Free standing or Wall mounted
- Tripod holder
- LED display
- Remote control
- Mechanical control for option(NX-S)

Model	Power	G.W./N.W.(kg)	Gift box(mm)	20/40/40HQ
NX-1500RS	1500W	4.9/3.9	700x135x240(Head) 1045x150x135(Holder)	610/1280/1500
NX-1800RS	1800W	4.9/3.9	700x135x240(Head) 1045x150x135(Holder)	610/1280/1500
NX-2000RS	2000W	5.5/4.95	960x135x240(Head) 1045x150x135(Holder)	520/1070/1260
NX-2500RS	2500W	5.5/4.95	960x135x240(Head) 1045x150x135(Holder)	520/1070/1260
NX-3000RS	3000W	6.6/5.3	1100x135x240(Head) 1045x150x135(Holder)	480/990/1160



NX-RS series with Corss holder

- Heating element: Quartz or Carbon for option
- Free standing or Wall mounted
- Corss holder
- LED display
- Remote control
- Mechanical control for option(NX-S)

Model	Power	G.W./N.W.(kg)	Gift box(mm)	20/40/40HQ
NX-1500RS	1500W	7.1/5.8	700x135x240(Head) 1095x105x142(Holder)	680/1420/1660
NX-1800RS	1800W	7.1/5.8	700x135x240(Head) 1095x105x142(Holder)	680/1420/1660
NX-2000RS	2000W	7.8/6.2	960x135x240(Head) 1095x105x142(Holder)	560/1170/1380
NX-2500RS	2500W	7.8/6.2	960x135x240(Head) 1095x105x142(Holder)	560/1170/1380
NX-3000RS	3000W	8.1/6.5	1100x135x240(Head) 1095x105x142(Holder)	520/1070/1280

OUTDOOR HEATER

OUTDOOR HEATER



JHB-R series

- Heating element: Quartz or Carbon for option
- Out door
- Wall mounted
- LED display
- Remote control
- Mechanical control for option(JHB-xxxx)

Model	Power	G.W./N.W.(kg)	Gift box(mm)	PCS/20	PCS/40	PCS/40HQ
JHB-1500R	1500W	3.0/2.3	745x145x245	1050	2180	2560
JHB-1800R	1800W					
JHB-2000R	2000W	4.0/3.0	1010x145x245	770	1610	1890
JHB-2500R	2500W					
JHB-3000R	3000W	4.7/3.6	1160x145x245	670	1390	1640



JHB-RS series with Tripod holder

- Heating element: Quartz or Carbon for option
- Out door
- Free standing or Wall mounted
- Tripod holder
- LED display
- Remote control
- Mechanical control for option(JHB-S)

Model	Power	G.W./N.W.(kg)	Gift box(mm)	20/40/40HQ
JHS-1500RS	1500W	5.1/4.1	745x145x245(Head) 1045x150x135(Holder)	580/1210/1420
JHS-1800RS	1800W	5.1/4.1	745x145x245(Head) 1045x150x135(Holder)	580/1210/1420
JHS-2000RS	2000W	6.1/4.8	1010x145x245(Head) 1045x150x135(Holder)	490/1010/1190
JHS-2500RS	2500W	6.1/4.8	1010x145x245(Head) 1045x150x135(Holder)	490/1010/1190
JHS-3000RS	3000W	6.8/5.4	1160x145x245(Head) 1045x150x135(Holder)	440/920/1080




JHB-RS series with Corss holder

- Heating element: Quartz or Carbon for option
- Out door
- Free standing or Wall mounted
- Corss holder
- LED display
- Remote control
- Mechanical control for option(JHB-S)

Model	Power	G.W./N.W.(kg)	Gift box(mm)	20/40/40HQ
JHS-1500RS	1500W	4.7/3.7	745x145x245(Head) 1095x105x142(Holder)	650/1350/1590
JHS-1800RS	1800W	4.7/3.7	745x145x245(Head) 1095x105x142(Holder)	650/1350/1590
JHS-2000RS	2000W	5.7/4.4	1010x145x245(Head) 1095x105x142(Holder)	530/1100/1300
JHS-2500RS	2500W	5.7/4.4	1010x145x245(Head) 1095x105x142(Holder)	530/1100/1300
JHS-3000RS	3000W	6.4/5.7	1160x145x245(Head) 1095x105x142(Holder)	480/1000/1180

OUTDOOR
HEATER



JHS-CR series

- Heating element: Quartz or Carbon for option
- Out door
- Wall mounted
- LED display
- Remote control
- Mechanical control for option(JHS-C)

Model	Power	G.W./N.W.(kg)	Gift box(mm)	PCS/20	PCS/40	PCS/40HQ
JHS-1500CR	1500W	3.0/2.4	750x135x240	1150	2400	2810
JHS-1800CR	1800W					
JHS-2000CR	2000W	3.6/3.1	1005x135x240	850	1780	2080
JHS-2500CR	2500W					
JHS-3000CR	3000W	4.2/3.4	1150x135x240	750	1560	1830



JHS-CRS series with Tripod holder

- Heating element: Quartz or Carbon for option
- Out door
- Free standing or Wall mounted
- Tripod holder
- LED display
- Remote control
- Mechanical control for option(JHS-CS)

Model	Power	G.W./N.W.(kg)	Gift box(mm)	20/40/40HQ
JHS-1500CRS	1500W	4.9/3.9	745x135x240(Head) 1045x150x135(Holder)	610/1280/1500
JHS-1800CRS	1800W	4.9/3.9	745x135x240(Head) 1045x150x135(Holder)	610/1280/1500
JHS-2000CRS	2000W	5.5/4.9	1005x135x240(Head) 1045x150x135(Holder)	520/1070/1260
JHS-2500CRS	2500W	5.5/4.9	1005x135x240(Head) 1045x150x135(Holder)	520/1070/1260
JHS-3000CRS	3000W	6.6/5.3	1145x135x240(Head) 1045x150x135(Holder)	480/990/1160



JHS-CRS series with Corss holder

- Heating element: Quartz or Carbon for option
- Out door
- Free standing or Wall mounted
- Corss holder
- LED display
- Remote control
- Mechanical control for option(JHS-CS)

Model	Power	G.W./N.W.(kg)	Gift box(mm)	20/40/40HQ
JHS-1500CRS	1500W	7.1/5.8	745x135x240(Head) 1095x105x142(Holder)	680/1420/1660
JHS-1800CRS	1800W	7.1/5.8	745x135x240(Head) 1095x105x142(Holder)	680/1420/1660
JHS-2000CRS	2000W	7.8/6.2	1005x135x240(Head) 1095x105x142(Holder)	560/1170/1380
JHS-2500CRS	2500W	7.8/6.2	1005x135x240(Head) 1095x105x142(Holder)	560/1170/1380
JHS-3000CRS	3000W	8.1/6.5	1145x135x240(Head) 1095x105x142(Holder)	520/1070/1280

OUTDOOR HEATER

OUTDOOR HEATER



JHS-1500AR/JHS-2000AR

- Single heat settings
- Carbon heating tube
- Tip over switch

Power	G.W./N.W.(kg)	Gift box(mm)	20/40/40HQ
1500W	4.9/3.9	315x315x810	340/690/840
2000W	11.5/11.0	315x315x1070	260/520/630

JHS-1500BR/JHS-2000BR

- 3 heat settings
- Carbon heating tube
- Tip over switch
- LED display
- Remote control
- Mechanical control for optional

Power	G.W./N.W.(kg)	Gift box(mm)	20/40/40HQ
1500W	4.9/3.9	315x315x810	340/690/840
2000W	6.5/5.2	315x315x1070	260/520/630



OUTDOOR HEATER

HOD-TW15R/TW20R/TW30R

- Golden tube
- 3 heat setting
- Mechanical rocker switch
- With remote control
- High rated aluminum reflector
- Anodized extruded aluminum alloy housing
- Wall mounted

Power	G.W./N.W.(kg)	Gift box(mm)	20/40/40HQ
1500W	2.84/2.34	580x180x150	1787/3703/4342
2000W	3.2/2.7	675x180x150	1536/3182/3731
3000W	4.2/3.51	1105x380x320	951/1970/2310

PD/PDR

- Carbon fiber tube
- Universal tio-over switch
- Stainless steel base board
- R means with remote control
- High rated aluminum reflector
- One tube and tow tube for option
- Mechanical and remote control for option
- Anodized extruded aluminum alloy housing

Power	G.W./N.W.(kg)	Gift box(mm)	20/40/40HQ
1500W	5.0/3.9	355x355x960	231/479/562
2000W	5.5/4.35	355x355x1055	210/436/511



OUTDOOR HEATER



HOD-1500C

- Power: 1500W
- The length of chain: 50cm

HOD-1500A

- Power: 1500W
- The length of chain: 50cm

Model	Power	G.W./N.W.(kg)	Gift box(mm)	PCS/20	PCS/40	PCS/40HQ
HOD-1500C	1500W	3.7/2.6	450x450x365	375	780	920
HOD-1500A	1500W	2.5/1.5	450x450x280	490	1020	1190



IF series

- 2 or 3 heat settings
 - Stainless steel heating tube
 - Aluminum and glass panel
 - Wall mounted or ceiling
 - Mechanical operation
- Remote control
 - LED display
 - 24 hours timer

Model	Power	G.W./N.W.(kg)	Gift box(mm)	PCS/20	PCS/40	PCS/40HQ
IF-1200/IF-1200R	1200W	8.3/7.6	1035x135x275	710	1500	1760
IF-1800/IF-1800R	1800W	10.4/9.6	1300x135x275	560	1180	1390
IF-2400/IF-2400R	2400W	12.1/11.1	1565x135x275	460	980	1150
IF-3200/IF-3200R	3200W	15.0/13.7	1960x135x275	370	780	910

OUTDOOR HEATER



INDUSTRIAL FAN HEATER

- Heating element: PTC
- Adjustable thermostat control
- Overheat protection
- With fan & cooling
- Full metal casing
- Insulated handle more safe for using
- Free standing & protable type



**YXC-02R/150R/
YXC-03RS/YXC-03R**

YXC-05R

Model	Power	G.W./N.W.(kg)	Gift box(mm)	Export carton(mm)	PCS/20	PCS/40	PCS/40HQ
YXC-02R	20/1000/2000W	1.7/1.5	200x180x225	740x210x465	3104	6400	7440
YXC-150R	20/750/1500W	1.7/1.5	450x400x510	/	2560	5320	5800
YXC-03RS	25/1500/3000W	2.2/1.9	260x195x285	/	2160	4416	4968
YXC-03R	25/1500/3000W	3.2/2.7	265x210x315	/	1600	3300	3880
YXC-05R	40/2500/5000W	4.4/4.0	320x245x380	/	940	1950	2280

YXC-02E/YXC-03E

- Heating element: PTC
- Adjustable thermostat control
- Overheat protection
- With fan & cooling
- Full metal casing
- Insulated handle more safe for using
- Free standing & protable type
- Heating temperature setting range: 5-35°C
- LED display
- 24 hours timer



Model	Power	G.W./N.W.(kg)	Gift box(mm)	Export carton(mm)	PCS/20	PCS/40	PCS/40HQ
YXC-02E	20/1000/2000W	1.7/1.5	200x180x225	740x210x465	3104	6400	7440
YXC-03E	25/1500/3000W	2.9/2.5	265x210x315	/	1600	3300	3880

INDUSTRIAL FAN HEATER

YXC-02R(NEW)/YXC-03R(NEW)

- Heating element: PTC
- Adjustable thermostat control
- Overheat protection
- With fan & cooling
- Full metal casing
- Insulated handle more safe for using
- Free standing & protable type



Model	Power	G.W./N.W.(kg)	Gift box(mm)	Export carton(mm)	PCS/20	PCS/40	PCS/40HQ
YXC-02R	20/1000/2000W	2.0/1.8	205x195x250	800x215x520	2304	4960	5840
YXC-03R	25/1500/3000W	3.5/3.0	265x225x335	/	1400	2850	3350

YXC-02/YXC-03

- Heating element: PTC
- Adjustable thermostat control
- Overheat protection
- With fan & cooling
- Full metal casing
- Insulated handle more safe for using
- Free standing & portable type



Model	Power	G.W./N.W.(kg)	Gift box(mm)	Export carton(mm)	PCS/20	PCS/40	PCS/40HQ
YXC-02	1000/2000W	2.0/1.8	195x180x215	740x205x445	3344	6688	7800
YXC-03	1000/2000/3000W	3.3/2.8	280x210x270	280x275x280	1340	2680	3020

YXE-02/03/YXE-02R/03R

- Heating element: Stainless steel
- Adjustable thermostat control
- Overheat protection
- With fan
- Full metal casing
- Insulated handle more safe for using
- Free standing & portable type



Model	Power	G.W./N.W.(kg)	Gift box(mm)	PCS/20	PCS/40	PCS/40HQ
YXE-02	25/2000W	4.0/3.5	270x240x355	1200	2500	2950
YXE-03	30/3000W	4.2/3.8				
YXE-02R	25/2000W	4.1/3.6	275x245x355	1170	2420	2850
YXE-03R	30/3000W	4.2/3.8				
YXE-02	25/1000/2000W	4.0/3.5	270x240x355	1200	2500	2950
YXE-03	30/1500/3000W	4.2/3.8				
YXE-02R	25/1000/2000W	4.1/3.6	275x245x355	1170	2420	2850
YXE-03R	30/1500/3000W	4.2/3.8				

- Heating element: Stainless steel
- Adjustable thermostat control
- Overheat protection
- 9KW/15KW with time-delay
- 5KW/9KW with relay
- 3KW/5KW/9KW with cable
- Full metal casing
- Insulated handle more safe for using
- Free standing & portable type



YXE-30R/50R

YXE-90R

YXE-150R

Model	Power	G.W./N.W.(kg)	Gift box(mm)	PCS/20	PCS/40	PCS/40HQ
YXE-30R	30/1500/3000W	6.8/6.0	332x332x415	595	1190	1500
YXE-50R	30/2500/5000W	7.2/6.5				
YXE-90R	52/4500/9000W	10.5/9.0	380x420x530	330	680	800
YXE-150R	110/5000/10000/15000W	24.8/21.2	550x390x540	240	480	568

INDUSTRIAL FAN HEATER

- Heating element: Stainless steel
- Adjustable thermostat control
- Overheat protection
- With fan & cooling
- Full metal casing
- Insulated handle more safe for using
- Free standing & portable type
- 5KW/9KW with relay
- 9KW with time-delay function
- 9KW without cable



YXF-20A/30A/33A/50A

YXF-90A

Model	Power	G.W./N.W.(kg)	Gift box(mm)	PCS/20	PCS/40	PCS/40HQ
YXF-20A	25/1000/2000W	3.6/3.2	250x240x348	1440	2880	3250
YXF-30A	30/1500/3000W	5.4/4.6	295x295x435	720	1520	1750
YXF-33A	30/1650/3300W					
YXF-50A	30/2500/5000W	6.1/5.3	295x295x435	720	1520	1750
YXF-90A	52/4500/9000W	8.9/7.9	330x330x510	532	1064	1260

- Heating element: Stainless steel
- Adjustable thermostat control
- Overheat protection
- With cooling
- Free standing & portable type
- 5KW/9KW with relay
- 9KW/15KW/22KW with time-delay function
- 9KW/15KW/22KW without cable



YXF-30B/33B/50B

YXF-90B



YXF-150B

YXF-220B

Model	Power	G.W./N.W.(kg)	Gift box(mm)	PCS/20	PCS/40	PCS/40HQ
YXF-30B	30/1500/3000W	6.3/5.8	305x280x460	760	1520	1760
YXF-33B	30/1650/3300W					
YXF-50B	30/2500/5000W	7.0/6.2	305x280x460	760	1520	1760
YXF-90B	52/4500/9000W	10.6/9.6	365x330x510	455	940	1110
YXF-150B	90/5000/10000/15000W	14.8/13.4	420x265x560	336	672	784
YXF-220B	110/11000/22000W	23.2/21.8	445x445x628	230	470	550

INDUSTRIAL
FAN
HEATER

- Heating element: Stainless steel
- Adjustable thermostat control
- Overheat protection
- With cooling
- Free standing & portable type
- 5KW/9KW with relay
- 9KW/15KW with time-delay function
- 9KW/15KW without cable



YXF-20C/30C/33C/50C



YXF-90C



YXF-150C

Model	Power	G.W./N.W.(kg)	Gift box(mm)	PCS/20	PCS/40	PCS/40HQ
YXF-20C	25/1000/2000W	4.5/3.8	310x255x390	990	1980	2262
YXF-30C	30/1500/3000W	6.8/5.9	325x325x475	588	1176	1357
YXF-33C	30/1658/3300W	6.5/5.8				
YXF-50C	30/2500/5000W	9.8/8.6				
YXF-90C	52/4500/9000W	13.0/11.8	430x375x555	312	624	752
YXF-150C	90/5000/10000/20000W	15.6/14.5	470x470x628	222	444	499

YXG-10M/15M/30M/50M

- Portable air heater
- Function on propane gas(LPG)
- With over-heating protection
- Special nozzle,with strong oxygen supply make combustion completely
- Cut-off protection avoid gas leaking
- Deflation and ignition operate design
- Ideal for construction sites,utility/farm buildings,sports events,barns and factories
- Regulator & 1.5m hose included



INDUSTRIAL FAN HEATER

Model	Power	G.W./N.W.(kg)	Gift box(mm)	PCS/20	PCS/40	PCS/40HQ
YXG-10M	10KW	4.4/3.8	385x240x365	830	1710	2010
YXG-15M	20KW					
YXG-30M	30KW	6.7/5.9	470x280x410	520	1070	1260
YXG-50M	50KW	7.4/6.5	530x280x410	470	970	1140

INDUSTRIAL FAN HEATER

- Mobile air heater
- Function on diesel oil or kerosene
- Cut-off protection, re-plugged in will not work automatically
- Stainless steel combustion chamber with fan cooling
- Low pressure atomization, combustion completely
- With flame sensor
- If no oil, heater will cut off the power
- Fixed oil display
- With P.C. panel to smart setting temperature



YXD-20H



YXD-20/30/50/60

Model	Power	G.W./N.W.(kg)	Gift box(mm)	PCS/20	PCS/40	PCS/40HQ
YXD-20H	20KW	14.8/12.8	820x370x470	200	400	480
YXD-20	20KW	16.2/14.2				
YXD-30	30KW	22.0/20.5	905x420x490	150	300	345
YXD-50	50KW	32.0/25.5	1095x465x570	100	200	235
YXD-60	60KW					





www.nbclimate.com

Ningbo Climate Electric Appliance Co.,Ltd

Head Office: Room <18-1>, 18th Floor, Jinshuai Mansion, Cixi City, Ningbo, China

Tel: +86-574-63032661

MOB: +86-18657487272

E-mail: Albert.Chen@nbclimate.com

P.C.: 315300